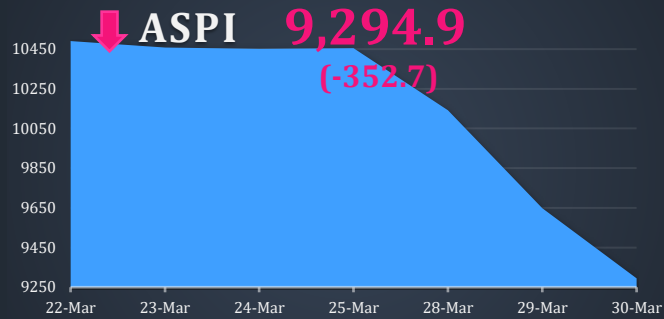


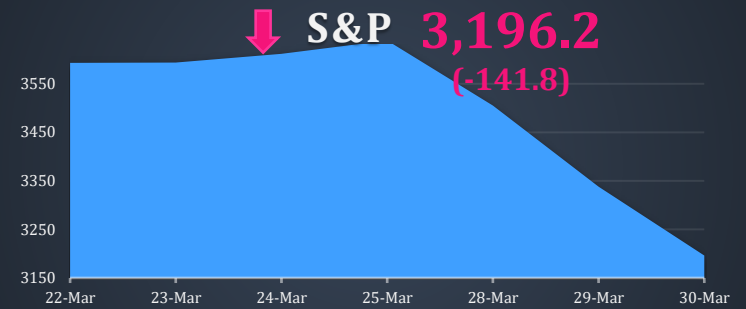
30-Mar-22

Wednesday

## Daily Market Update

| Index          | PER  | PBV | YTD%   |
|----------------|------|-----|--------|
| ASPI           | 9.1  | 1.2 | (24.0) |
| Banks          | 3.6  | 0.4 | (10.0) |
| F&B, Tobacco   | 10.5 | 1.8 | (25.2) |
| Capital Goods  | 9.5  | 1.0 | (20.1) |
| Consumer Serv. | na   | 0.7 | (17.9) |
| Teleco         | 5.5  | 0.8 | (1.1)  |
| NBFI's         | 12.4 | 1.7 | (31.7) |
| Materials      | 4.7  | 1.3 | (32.5) |



## Top Turnover

| Ticker         | PER  | PBV | (LKR Mn) |
|----------------|------|-----|----------|
| EXPO SL Equity | 9.6  | 6.5 | 830.7    |
| BIL SL Equity  | na   | 1.8 | 273.4    |
| MELS SL Equity | 7.0  | 0.6 | 247.8    |
| LLUB SL Equity | 5.3  | 4.1 | 244.9    |
| LOFC SL Equity | 5.3  | 1.4 | 214.7    |
| LOLC SL Equity | 10.5 | 1.9 | 175.3    |

## Change in Foreign Holdings

| Increased (LKR Mn) | Decreased (LKR Mn) |
|--------------------|--------------------|
| LLUB SL Equity     | 215.7              |
| EXPO SL Equity     | 53.9               |
| LFIN SL Equity     | 35.9               |
| MELS SL Equity     | 28.0               |
| VFIN SL Equity     | 10.0               |
| WIND SL Equity     | 8.1                |
| RCL SL Equity      | (4.9)              |
| JKH SL Equity      | (4.8)              |
| LOFC SL Equity     | (3.7)              |
| GRAN SL Equity     | (1.4)              |
| COMBX SL Equity    | (0.8)              |
| PABC SL Equity     | (0.5)              |

## Market TO (LKR)

**3.3 Bn**

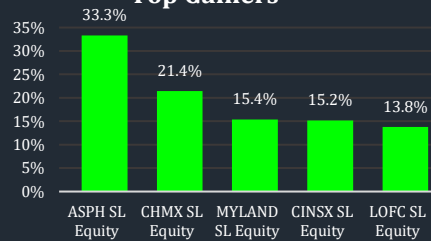
## Trade Volume

**165 Mn**


## Large Trades

| Ticker          | Volume     |
|-----------------|------------|
| BIL SL Equity   | 35,226,051 |
| ASPH SL Equity  | 22,368,025 |
| LOFC SL Equity  | 19,379,024 |
| SEMBX SL Equity | 14,375,691 |
| SEMB SL Equity  | 7,028,508  |
| MELS SL Equity  | 5,895,157  |

## Top Gainers



## Top Losers



## Market Cap (LKR)

**3.9 Tn**

PER (x)

**9.1**

## SSB Coverage Picks

| Top Gainers    | %    | Top Losers     | %      |
|----------------|------|----------------|--------|
| ASIR SL Equity | 5.9% | SHL SL Equity  | -13.3% |
| AAIC SL Equity | 1.7% | JINS SL Equity | -13.3% |
| HNB SL Equity  | 0.6% | HAYC SL Equity | -9.6%  |
| CIC SL Equity  | 0.3% | HAYL SL Equity | -9.5%  |
| BPPL SL Equity | 0.0% | EXPO SL Equity | -9.1%  |



### Large Cap Movements

| Ticker         | Volume    | Turnover (LKR) | Turnover (USD) | As a % of Total TO |
|----------------|-----------|----------------|----------------|--------------------|
| SAMP SL Equity | 723,229   | 36,265,990     | 123,408        | 1.1%               |
| NDB SL Equity  | 128,727   | 7,109,355      | 24,192         | 0.2%               |
| HNB SL Equity  | 247,561   | 29,342,210     | 99,848         | 0.9%               |
| RICH SL Equity | 103,711   | 1,446,117      | 4,921          | 0.0%               |
| DIST SL Equity | 44,143    | 613,681        | 2,088          | 0.0%               |
| JKH SL Equity  | 839,244   | 123,714,400    | 420,983        | 3.8%               |
| COMB SL Equity | 453,068   | 31,825,910     | 108,299        | 1.0%               |
| HEMS SL Equity | 70,143    | 3,265,002      | 11,110         | 0.1%               |
| SLTL SL Equity | 198,944   | 7,216,039      | 24,555         | 0.2%               |
| DFCC SL Equity | 10,302    | 492,940        | 1,677          | 0.0%               |
| SPEN SL Equity | 17,497    | 1,310,313      | 4,459          | 0.0%               |
| HAYL SL Equity | 1,668,913 | 129,382,300    | 440,271        | 3.9%               |
| DIAL SL Equity | 986,577   | 10,340,170     | 35,186         | 0.3%               |

### Local News Round-up

#### Economy rebounds to 3.7% growth in 2021

<https://tinyurl.com/yckwda56>

#### Feb. merchandise exports up 10% to new high of \$ 1.05 b

<https://tinyurl.com/2p9dj7jm>

#### Bond auctions rejected for first time since February 2017

<https://tinyurl.com/28k4jddh>

#### Saudi Development Fund will continue to assist Lanka - Envoy

<https://tinyurl.com/5xaedxdk>

#### Foreign Minister criticises British travel advisory, calls for fair play towards SL

<https://tinyurl.com/2f48cj24>

### Interest Rates

### Exchange Rates

SLIBOR

N/A

AWPLR

9.5

AWDR

5.1

LKR/USD

296.2

LKR/EURO

329.7

LKR/GBP

389.4

30-Mar-2022

Wednesday

## Daily Market Update



| TICKER                              | NAME                         | HIGH       | LOW        | CLOSE      | CHANGE     | #TRADES    | VOLUME     |
|-------------------------------------|------------------------------|------------|------------|------------|------------|------------|------------|
| <b>Automobiles &amp; Components</b> |                              |            |            |            |            |            |            |
| TYRE SL Equity                      | KELANI TYRES PLC             | 64.50      | 58.20      | 60.70      | -8.40      | 113        | 19,723     |
| <b>Banks</b>                        |                              |            |            |            |            |            |            |
| ABL SL Equity                       | AMANA BANK LTD               | 2.90       | 2.50       | 2.70       | -0.30      | 119        | 1,113,171  |
| COMB SL Equity                      | COMMERCIAL BANK OF CEYLON PL | 73.00      | 69.50      | 70.00      | -4.90      | 235        | 453,068    |
| COMBX SL Equity                     | COMMERCIAL BANK OF CEYLON PL | 70.50      | 69.80      | 70.00      | -3.60      | 74         | 71,957     |
| DFCC SL Equity                      | DFCC BANK PLC                | 50.70      | 47.50      | 49.00      | -3.80      | 63         | 10,302     |
| HNB SL Equity                       | HATTON NATIONAL BANK PLC     | 120.00     | 111.50     | 120.00     | -0.25      | 148        | 247,561    |
| HNBV SL Equity                      | HATTON NATIONAL BANK PLC     | 120.25     | 112.00     | 116.50     | -12.50     | 43         | 43,267     |
| NDB SL Equity                       | NATIONAL DEVELOPMENT BANK PL | 60.00      | 52.00      | 56.60      | -3.40      | 128        | 128,727    |
| NTB SL Equity                       | NATIONS TRUST BANK PLC       | 46.50      | 43.80      | 44.30      | -2.80      | 71         | 10,257     |
| NTBX SL Equity                      | NATIONS TRUST BANK PLC       | Not Traded | Not Traded | 60.08      | 0.00       | 1          | Not Traded |
| PABC SL Equity                      | PAN ASIA BANKING CORP PLC    | 13.00      | 10.00      | 11.20      | -1.90      | 138        | 1,202,393  |
| SAMP SL Equity                      | SAMPATH BANK PLC             | 52.50      | 49.60      | 51.30      | -1.60      | 585        | 723,229    |
| SDB SL Equity                       | SANASA DEVELOPMENT BANK PLC  | 31.10      | 28.60      | 29.00      | -2.80      | 36         | 11,108     |
| SEYB SL Equity                      | SEYLAN BANK PLC              | 33.90      | 31.00      | 32.00      | -3.10      | 31         | 21,377     |
| SEYBX SL Equity                     | SEYLAN BANK PLC              | 28.10      | 26.00      | 27.40      | -2.30      | 41         | 26,872     |
| UBC SL Equity                       | UNION BANK OF COLOMBO PLC    | 8.00       | 7.50       | 7.50       | -1.00      | 107        | 66,515     |
| HDFC SL Equity                      | HOUSING DEVELOPMENT FIN CORP | 31.20      | 31.10      | 31.20      | -1.40      | 2          | 550        |
| <b>Insurance</b>                    |                              |            |            |            |            |            |            |
| ATLL SL Equity                      | AMANA TAKAFUL LIFE LTD       | Not Traded | Not Traded | 27.10      | -2.90      | 2          | Not Traded |
| AINS SL Equity                      | ARPICO INSURANCE LTD         | 19.50      | 17.00      | 18.60      | -1.40      | 9          | 3,925      |
| JINS SL Equity                      | JANASHAKTHI INSURANCE CO PLC | 24.00      | 20.10      | 20.20      | -4.30      | 15         | 6,605      |
| UAL SL Equity                       | UNION ASSURANCE PLC          | 330.00     | 300.00     | 316.75     | -19.25     | 61         | 392        |
| ATL SL Equity                       | AMANA TAKAFUL PLC            | 10.00      | 10.00      | 10.00      | -0.30      | 4          | 4,875      |
| CINS SL Equity                      | CEYLINCO INSURANCE CO PLC    | Not Traded | Not Traded | 2300.00    | 0.00       | 1          | Not Traded |
| CINSX SL Equity                     | CEYLINCO INSURANCE CO PLC    | 1300.00    | 1000.00    | 1209.50    | 159.25     | 2          | 189        |
| HASU SL Equity                      | HNB ASSURANCE PLC            | 46.10      | 42.20      | 44.80      | -3.70      | 40         | 43,120     |
| AAIC SL Equity                      | SOFTLOGIC LIFE INSURANCE PLC | 54.80      | 38.50      | 47.80      | -14.20     | 1418       | 701,597    |
| PINS SL Equity                      | PEOPLE'S INSURANCE PLC       | 31.50      | 28.00      | 28.70      | -4.20      | 47         | 157,186    |
| COOPN SL Equity                     | CO-OPERATIVE INSURANCE       | 3.70       | 2.80       | 3.20       | -0.70      | 171        | 916,300    |
| <b>Diversified Financials</b>       |                              |            |            |            |            |            |            |
| AINV SL Equity                      | ADAM INVESTMENTS PLC         | Not Traded | Not Traded | Not Traded | Not Traded | Not Traded | Not Traded |
| GUAR SL Equity                      | CEYLON GUARDIAN INVESTMENT   | 85.00      | 74.00      | 78.50      | -9.10      | 1          | 1,210      |
| CINV SL Equity                      | CEYLON INVESTMENT PLC        | 40.10      | 37.30      | 38.00      | -7.40      | 26         | 5,481      |
| CFI SL Equity                       | COLOMBO FORT INVESTMENTS PLC | 68.50      | 68.50      | 70.50      | -1.40      | 6          | 9          |
| CIT SL Equity                       | COLOMBO INVESTMENT TRUST PLC | 102.00     | 91.00      | 109.75     | 0.00       | 2          | 79         |
| CFVF SL Equity                      | FIRST CAPITAL HOLDINGS PLC   | 34.10      | 31.30      | 31.50      | -4.50      | 45         | 18,606     |
| GOOD SL Equity                      | GOOD HOPE PLC/THE            | Not Traded | Not Traded | 1560.00    | 0.00       | 2          | Not Traded |
| WAPO SL Equity                      | GUARDIAN CAPITAL PARTNERS PL | 23.20      | 23.20      | 23.20      | -1.80      | 3          | 1,500      |
| INDO SL Equity                      | INDO-MALAY PLC/THE           | Not Traded | Not Traded | 1326.50    | 0.00       | 3          | Not Traded |
| LVEN SL Equity                      | LANKA VENTURES PLC           | Not Traded | Not Traded | 45.00      | 0.00       | 2          | Not Traded |
| KZOO SL Equity                      | RENUKA CAPITAL PLC           | 7.90       | 6.50       | 7.40       | -1.50      | 72         | 207,177    |
| SELI SL Equity                      | SELINSING PLC                | Not Traded | Not Traded | 608.75     | 0.00       | 1          | Not Traded |
| SHAL SL Equity                      | SHALIMAR MALAY PLC           | Not Traded | Not Traded | 1209.50    | 0.00       | 0          | Not Traded |
| SCAP SL Equity                      | SOFTLOGIC CAPITAL PLC        | 7.40       | 5.40       | 7.00       | -2.20      | 1004       | 4,117,499  |
| ACAP SL Equity                      | ASIA CAPITAL PLC             | 6.50       | 5.80       | 5.80       | -0.20      | 9          | 11,300     |
| ASIY SL Equity                      | ASIA SIYAKA COMMODITIES PLC  | 2.40       | 2.10       | 2.30       | -0.30      | 12         | 263,474    |
| AFSL SL Equity                      | ABANS FINANCE PLC            | 30.40      | 23.00      | 28.90      | -1.70      | 0          | 5,102      |
| ALLI SL Equity                      | ALLIANCE FINANCE CO PLC      | 84.00      | 69.00      | 79.70      | -8.60      | 88         | 41,592     |
| AMCL SL Equity                      | AMW CAPITAL LEASING & FINANC | Not Traded | Not Traded | 22.40      | 0.00       | 0          | Not Traded |
| AAF SL Equity                       | ASIA ASSET FINANCE PLC       | 6.20       | 5.40       | 6.00       | -1.00      | 22         | 194,056    |
| AMF SL Equity                       | ASSOCIATED MOTOR FINANCE CO  | 9.50       | 8.20       | 9.00       | -1.00      | 36         | 91,973     |
| BLI SL Equity                       | BIMPUTH FINANCE PLC          | Not Traded | Not Traded | Not Traded | Not Traded | 0          | Not Traded |
| CFIN SL Equity                      | CENTRAL FINANCE CO PLC       | 73.00      | 65.00      | 70.20      | -6.20      | 76         | 145,727    |
| CDB SL Equity                       | CITIZENS DEVELOPMENT BUSINES | 239.00     | 201.25     | 231.00     | 5.25       | 25         | 1,744      |
| CDBX SL Equity                      | CITIZENS DEVELOPMENT BUSINES | 92.30      | 87.70      | 91.50      | -1.10      | 36         | 2,342      |
| COCR SL Equity                      | COMMERCIAL CREDIT & FIN PLC  | 28.00      | 25.20      | 26.80      | -3.30      | 39         | 47,063     |
| CALF SL Equity                      | DIALOG FINANCE PLC           | 60.50      | 45.50      | 60.50      | -14.10     | 62         | 450        |
| HNBFL SL Equity                     | HNB FINANCE LTD              | 8.00       | 6.00       | 7.20       | -0.80      | 24         | 64,428     |
| LFIN SL Equity                      | LB FINANCE PLC               | 62.80      | 58.00      | 60.00      | -5.00      | 160        | 641,071    |
| NIFL SL Equity                      | LOLC DEVELOPMENT FINANCE PLC | 236.00     | 200.00     | 201.00     | -65.00     | 3          | 870        |
| LOFC SL Equity                      | LOLC FINANCE PLC             | 13.50      | 8.30       | 12.40      | -1.00      | 2021       | 19,379,024 |

30-Mar-2022

Wednesday

## Daily Market Update



| TICKER  | NAME                          | HIGH       | LOW        | CLOSE      | CHANGE     | #TRADES | VOLUME     |
|---|-------------------------------|------------|------------|------------|------------|---------|------------|
| LOLC SL Equity                                | LOLC HOLDINGS LTD             | 695.00     | 560.00     | 645.25     | -141.00    | 743     | 290,265    |
| MERC SL Equity                                | MERCANTILE INVESTMENTS & FIN  | Not Traded | Not Traded | 2600.00    | 0.00       | 0       | Not Traded |
| MFL SL Equity                                 | MULTI FINANCE PLC             | 14.40      | 12.20      | 12.40      | -0.40      | 11      | 31         |
| CSF SL Equity                                 | NATION LANKA FINANCE PLC      | 0.90       | 0.80       | 0.80       | -0.10      | 24      | 602,450    |
| BFN SL Equity                                 | ORIENT FINANCE PLC            | 13.00      | 12.00      | 12.00      | -0.40      | 4       | 100,210    |
| PLC SL Equity                                 | PEOPLE'S LEASING & FINANCE P  | 8.70       | 8.00       | 8.20       | -0.50      | 111     | 183,047    |
| PMB SL Equity                                 | PEOPLE'S MERCHANT FINANCE PL  | 5.50       | 5.10       | 5.40       | -0.40      | 17      | 18,318     |
| SFCL SL Equity                                | SENKADAGALA FINANCE CO PLC    | 425.00     | 425.00     | 541.25     | 0.00       | 1       | 30         |
| SFIN SL Equity                                | SINGER FINANCE LANKA PLC      | 14.80      | 13.00      | 13.70      | -1.30      | 112     | 93,292     |
| SFL SL Equity                                 | SINHAPUTHRA FINANCE PLC       | Not Traded | Not Traded | Not Traded | Not Traded | 210     | Not Traded |
| CRL SL Equity                                 | SOFTLOGIC FINANCE PLC         | 11.10      | 9.00       | 11.10      | -2.40      | 51      | 5,714      |
| VFIN SL Equity                                | VALLIBEL FINANCE PLC          | 43.00      | 36.60      | 40.60      | -3.40      | 121     | 317,570    |
| CLC SL Equity                                 | COMMERCIAL LEASING & FINANCE  | Not Traded | Not Traded | Not Traded | Not Traded | 920     | Not Traded |
| MBSL SL Equity                                | MERCHANT BK OF SRI LNKA & FI  | 5.60       | 5.00       | 5.40       | -0.40      | 120     | 7,226      |
| GSF SL Equity                                 | PRIME FINANCE PLC             | 19.80      | 19.20      | 19.70      | 0.80       | 8       | 20,664     |
| SEMB SL Equity                                | SMB LEASING PLC               | 0.80       | 0.60       | 0.70       | -0.20      | 262     | 7,028,508  |
| SEMBX SL Equity                               | SMB LEASING PLC               | 0.30       | 0.20       | 0.30       | 0.00       | 393     | 14,375,691 |
| SDFN SL Equity                                | SARVODAYA DEVELOPMENT FINANCE | 15.10      | 11.70      | 12.00      | -2.90      | 14      | 5,679      |
| CALTN SL Equity                               | CAPITAL ALLIANCE              | 9.90       | 9.00       | 9.70       | -0.40      | 38      | 288,241    |
| <b>Capital Goods</b>                          |                               |            |            |            |            |         |            |
| <b>Construction &amp; Engineering</b>         |                               |            |            |            |            |         |            |
| AEL SL Equity                                 | ACCESS ENGINEERING PLC        | 17.50      | 15.00      | 16.30      | -1.90      | 276     | 1,463,767  |
| IDL SL Equity                                 | SERENDIB ENGINEERING GROUP P  | 5.50       | 5.30       | 5.40       | -0.80      | 4       | 2,758      |
| ALUF SL Equity                                | UNISYST ENGINEERING PLC       | 11.00      | 10.20      | 10.20      | -2.20      | 13      | 221        |
| <b>Electrical Components &amp; Equipment</b>  |                               |            |            |            |            |         |            |
| ACL SL Equity                                 | ACL CABLES PLC                | 69.50      | 54.00      | 63.70      | -15.70     | 303     | 717,911    |
| KCAB SL Equity                                | KELANI CABLES PLC             | 295.00     | 265.00     | 290.00     | -29.50     | 60      | 2,985      |
| LITE SL Equity                                | LAXAPANA BATTERIES PLC        | 15.90      | 14.00      | 15.60      | 0.30       | 18      | 1,910      |
| SIRA SL Equity                                | SIERRA CABLES PLC             | 9.00       | 7.00       | 7.70       | -2.00      | 51      | 929,573    |
| <b>Industrial Conglomerates</b>               |                               |            |            |            |            |         |            |
| SPEN SL Equity                                | AITKEN SPENCE PLC             | 80.00      | 70.40      | 79.30      | -2.20      | 70      | 17,497     |
| CFLB SL Equity                                | COLOMBO FORT LAND & BLDG CO   | 17.00      | 16.00      | 16.10      | -2.70      | 6       | 7,047      |
| EBCR SL Equity                                | E.B. CREASY & CO PLC          | 19.00      | 16.30      | 16.80      | -5.10      | 21      | 31,501     |
| HAYL SL Equity                                | HAYLEYS PLC                   | 88.00      | 74.00      | 80.20      | -16.30     | 775     | 1,668,913  |
| HEMS SL Equity                                | HEMAS HOLDINGS PLC            | 50.00      | 46.00      | 46.30      | -5.70      | 191     | 70,143     |
| JKH SL Equity                                 | JOHN KEELLS HOLDINGS PLC      | 152.00     | 142.00     | 150.00     | -5.00      | 154     | 839,244    |
| LCEY SL Equity                                | LANKEM CEYLON PLC             | 27.00      | 27.00      | 28.00      | 0.00       | 5       | 2          |
| RHL SL Equity                                 | RENUKA HOLDINGS PLC           | 12.00      | 10.40      | 10.60      | -1.80      | 30      | 109,000    |
| RHLX SL Equity                                | RENUKA HOLDINGS PLC           | Not Traded | Not Traded | 11.50      | 0.20       | 6       | Not Traded |
| RICH SL Equity                                | RICHARD PIERIS & CO PLC       | 14.90      | 13.40      | 14.20      | -1.50      | 137     | 103,711    |
| SHL SL Equity                                 | SOFTLOGIC HOLDINGS PLC        | 48.40      | 38.00      | 40.30      | -10.10     | 124     | 655,080    |
| VONE SL Equity                                | VALLIBEL ONE PLC              | 45.00      | 38.60      | 41.70      | -10.10     | 649     | 785,053    |
| <b>Building Products</b>                      |                               |            |            |            |            |         |            |
| CIND SL Equity                                | CENTRAL INDUSTRIES PLC        | 100.00     | 90.00      | 99.60      | -13.15     | 111     | 18,533     |
| CERA SL Equity                                | LANKA CERAMIC PLC             | 125.00     | 122.00     | 122.75     | -8.25      | 14      | 347        |
| TILE SL Equity                                | LANKA TILES PLC               | 69.00      | 55.60      | 63.80      | -11.30     | 152     | 114,695    |
| LWL SL Equity                                 | LANKA WALLTILE PLC            | 83.00      | 70.00      | 73.10      | -15.90     | 200     | 338,782    |
| RCL SL Equity                                 | ROYAL CERAMICS LANKA PLC      | 44.00      | 38.00      | 42.90      | -6.10      | 658     | 1,879,190  |
| <b>Others</b>                                 |                               |            |            |            |            |         |            |
| DOCK SL Equity                                | COLOMBO DOCKYARDS PLC         | 76.10      | 74.60      | 75.00      | -3.30      | 10      | 7,358      |
| ASHO SL Equity                                | LANKA ASHOK LEYLAND PLC       | 847.00     | 847.00     | 710.00     | 0.00       | 3       | 1          |
| BRWN SL Equity                                | BROWN & CO PLC                | 158.00     | 125.00     | 144.50     | -44.75     | 168     | 86,067     |
| OFEQ SL Equity                                | OFFICE EQUIPMENT PLC          | Not Traded | Not Traded | Not Traded | Not Traded | 0       | Not Traded |
| MEL SL Equity                                 | MACKWOODS ENERGY PLC          | 1.90       | 1.50       | 1.80       | -0.30      | 26      | 251,227    |
| <b>Commercial &amp; Professional Services</b> |                               |            |            |            |            |         |            |
| CPRT SL Equity                                | CEYLON PRINTERS PLC           | Not Traded | Not Traded | Not Traded | Not Traded | 0       | Not Traded |
| LPRT SL Equity                                | LAKE HOUSE PRINTERS & PUBLIS  | Not Traded | Not Traded | 151.75     | 0.00       | 5       | Not Traded |
| PARA SL Equity                                | PARAGON CEYLON PLC            | Not Traded | Not Traded | Not Traded | Not Traded | 0       | Not Traded |
| CARE SL Equity                                | PRINTCARE PLC                 | 29.00      | 22.40      | 26.50      | -3.60      | 55      | 26,872     |
| EMLN SL Equity                                | ESL CONSULTANTS               | 6.60       | 5.00       | 5.70       | -2.00      | 103     | 337,534    |
| GEST SL Equity                                | GESTETNER OF CEYLON PLC       | Not Traded | Not Traded | 66.10      | -2.00      | 3       | Not Traded |
| <b>Consumer Durables &amp; Apparel</b>        |                               |            |            |            |            |         |            |
| KDL SL Equity                                 | KELSEY DEVELOPMENT PLC        | Not Traded | Not Traded | 30.40      | 0.00       | 0       | Not Traded |

30-Mar-2022

Wednesday

## Daily Market Update



| TICKER                              | NAME                         | HIGH       | LOW        | CLOSE   | CHANGE | #TRADES | VOLUME     |
|-------------------------------------|------------------------------|------------|------------|---------|--------|---------|------------|
| ABAN SL Equity                      | ABANS ELECTRICALS PLC        | 165.00     | 160.00     | 161.75  | -18.50 | 8       | 856        |
| REG SL Equity                       | REGNIS LANKA PLC             | 56.10      | 52.00      | 52.10   | -7.90  | 9       | 10,093     |
| SINI SL Equity                      | SINGER INDUSTRIES CEYLON PLC | 38.70      | 37.60      | 38.30   | -1.70  | 1       | 2,502      |
| DPL SL Equity                       | DANKOTUWA PORCELAIN PLC      | 10.00      | 8.90       | 9.60    | -1.60  | 77      | 37,883     |
| BLUE SL Equity                      | BLUE DIAMONDS JEWELLERY WORL | 0.70       | 0.70       | 0.70    | 0.00   | 26      | 247,033    |
| BLUEX SL Equity                     | BLUE DIAMONDS JEWELLERY WORL | 0.40       | 0.30       | 0.30    | -0.10  | 16      | 179,655    |
| RGEM SL Equity                      | RADIANT GEMS INTL PLC        | 19.90      | 19.90      | 19.00   | -0.80  | 2       | 50         |
| TAP SL Equity                       | AMBEON CAPITAL PLC LTD       | 7.70       | 6.70       | 6.90    | -3.10  | 53      | 446,592    |
| GREG SL Equity                      | AMBEON HOLDINGS PLC          | 38.00      | 32.00      | 37.20   | -1.20  | 21      | 24,645     |
| MGT SL Equity                       | HAYLEYS FABRIC PLC           | 31.00      | 28.00      | 30.50   | -2.40  | 276     | 779,071    |
| HEXP SL Equity                      | HAYLEYS FIBRE PLC            | 65.00      | 55.00      | 55.40   | -14.00 | 20      | 10,514     |
| TJL SL Equity                       | TEEJAY LANKA PLC             | 41.00      | 39.00      | 40.10   | -1.20  | 100     | 464,802    |
| HELAN SL Equity                     | HELA APPAREL HOLDINGS        | 14.00      | 12.50      | 13.50   | -1.30  | 549     | 548,715    |
| <b>Consumer Services</b>            |                              |            |            |         |        |         |            |
| AHUN SL Equity                      | AITKEN SPENCE HOTEL HOLDINGS | 40.00      | 35.60      | 38.20   | -2.60  | 36      | 3,019      |
| CONN SL Equity                      | AMAYA LEISURE PLC            | 17.60      | 16.50      | 16.60   | -1.70  | 11      | 4,620      |
| ALHP SL Equity                      | ANILANA HOTELS & PROPERTIES  | 1.30       | 1.10       | 1.10    | -0.10  | 12      | 180,271    |
| AHPL SL Equity                      | ASIAN HOTELS & PROPERTIES PL | 37.00      | 36.20      | 37.00   | -2.40  | 16      | 5,200      |
| BRR SL Equity                       | BANSEI ROYAL RESORTS HIKKADU | 11.50      | 9.80       | 9.90    | -0.40  | 9       | 12,050     |
| BERU SL Equity                      | BERUWALA RESORTS PLC         | 1.00       | 0.90       | 0.90    | -0.20  | 8       | 635,849    |
| BBH SL Equity                       | BROWNS BEACH HOTELS PLC      | 9.50       | 9.50       | 9.50    | -0.10  | 12      | 1,250      |
| CHOT SL Equity                      | CEYLON HOTELS CORP PLC       | 10.50      | 8.50       | 9.10    | -1.90  | 8       | 177,226    |
| REEF SL Equity                      | CITRUS LEISURE PLC           | 6.90       | 5.70       | 6.50    | -0.20  | 20      | 53,035     |
| STAF SL Equity                      | DOLPHIN HOTELS PLC           | 34.90      | 30.00      | 30.10   | -4.40  | 3       | 11,316     |
| EDEN SL Equity                      | EDEN HOTEL LANKA PLC         | 14.50      | 12.10      | 14.00   | -2.50  | 78      | 204,649    |
| RHTL SL Equity                      | FORTRESS RESORTS PLC         | Not Traded | Not Traded | 12.10   | -0.80  | 3       | Not Traded |
| GHLL SL Equity                      | GALADARI HOTELS LANKA PLC    | 15.00      | 11.10      | 14.80   | 0.60   | 11      | 109,610    |
| CITH SL Equity                      | HIKKADUWA BEACH RESORT PLC   | 6.00       | 4.60       | 5.70    | -0.30  | 5       | 4,448      |
| HSIG SL Equity                      | HOTEL SIGIRIYA PLC           | 79.40      | 73.00      | 79.40   | -16.70 | 5       | 170        |
| HUNA SL Equity                      | HUNAS FALLS HOTELS PLC       | 1948.25    | 1850.00    | 1860.50 | -30.75 | 8       | 169        |
| JETS SL Equity                      | JETWING SYMPHONY LTD         | 12.00      | 10.50      | 10.50   | -1.80  | 12      | 3,200      |
| JKHL SL Equity                      | JOHN KEELLS HOTELS PLC       | 12.50      | 11.00      | 12.00   | -0.60  | 12      | 280,105    |
| KHC SL Equity                       | KANDY HOTELS CO 1938 PLC     | 6.90       | 6.00       | 6.00    | -1.00  | 4       | 25,348     |
| LHL SL Equity                       | LIGHTHOUSE HOTEL PLC/THE     | 23.00      | 22.60      | 22.90   | -3.50  | 14      | 2,195      |
| MRH SL Equity                       | MAHAWELI REACH HOTELS PLC    | 12.00      | 12.00      | 12.00   | -0.10  | 4       | 600        |
| MARA SL Equity                      | MARAWILA RESORTS PLC         | 2.10       | 1.90       | 2.00    | -0.50  | 37      | 243,281    |
| NEH SL Equity                       | NUWARA ELIYA HOTELS CO PLC   | 1100.00    | 1100.00    | 1100.00 | -50.25 | 1       | 1,366      |
| PALM SL Equity                      | PALM GARDEN HOTELS PLC       | 53.90      | 40.10      | 49.20   | -6.00  | 16      | 1,871      |
| PEG SL Equity                       | PEGASUS HOTELS OF CEYLON PLC | 34.60      | 33.50      | 34.00   | -1.20  | 7       | 159        |
| RFL SL Equity                       | RAMBODA FALLS PLC            | 17.20      | 14.80      | 16.40   | 0.10   | 5       | 3,804      |
| RENU SL Equity                      | RENUKA CITY HOTELS PLC       | 338.50     | 292.50     | 294.00  | 2.75   | 5       | 201        |
| RCH SL Equity                       | RENUKA HOTELS PLC            | Not Traded | Not Traded | 68.90   | -11.30 | 16      | Not Traded |
| RPBH SL Equity                      | ROYAL PALMS BEACH HOTEL PLC  | 19.20      | 18.80      | 19.00   | -1.50  | 2       | 400        |
| SHOT SL Equity                      | SERENDIB HOTELS PLC          | Not Traded | Not Traded | 16.00   | 0.00   | 0       | Not Traded |
| SHOTX SL Equity                     | SERENDIB HOTELS PLC          | 9.00       | 8.90       | 9.00    | -0.50  | 7       | 5,000      |
| SIGV SL Equity                      | SIGIRIYA VILLAGE HOTELS PLC  | 60.00      | 60.00      | 60.00   | -8.80  | 6       | 1,131      |
| TAJ SL Equity                       | TAL LANKA HOTELS PLC         | 14.70      | 13.00      | 13.20   | -1.80  | 11      | 3,601      |
| TANG SL Equity                      | TANGERINE BEACH HOTELS PLC   | 46.00      | 40.30      | 44.10   | -9.50  | 9       | 590        |
| SERV SL Equity                      | THE KINGSBURY PLC            | 9.00       | 8.00       | 8.00    | -0.70  | 31      | 159,652    |
| TRAN SL Equity                      | TRANS ASIA HOTELS PLC        | 50.00      | 48.00      | 48.20   | -5.50  | 1       | 470        |
| CITW SL Equity                      | WASKADUWA BEACH RESORT PLC   | 2.40       | 2.00       | 2.30    | -0.50  | 62      | 601,796    |
| <b>Energy</b>                       |                              |            |            |         |        |         |            |
| LIOC SL Equity                      | LANKA IOC PLC                | 31.90      | 25.20      | 30.00   | -4.00  | 489     | 705,269    |
| LGL SL Equity                       | LAUGFS GAS PLC - VOTING      | 20.80      | 15.90      | 20.70   | -0.60  | 10      | 3,640      |
| LGLX SL Equity                      | LAUGFS GAS PLC - NON VOTING  | 11.20      | 11.00      | 11.10   | -0.40  | 12      | 20,469     |
| <b>Food &amp; Staples Retailing</b> |                              |            |            |         |        |         |            |
| TESS SL Equity                      | TESS AGRO PLC                | 1.50       | 1.30       | 1.40    | -0.30  | 78      | 475,423    |
| TESSX SL Equity                     | TESS AGRO PLC                | 1.00       | 0.90       | 0.90    | -0.10  | 9       | 4,636      |
| CARG SL Equity                      | CARGILLS (CEYLON) PLC        | 188.00     | 176.00     | 180.00  | -12.25 | 19      | 7,354      |
| CTHR SL Equity                      | CT HOLDINGS PLC              | 155.00     | 150.75     | 151.50  | 1.25   | 3       | 216        |
| <b>Food, Beverage &amp; Tobacco</b> |                              |            |            |         |        |         |            |
| BREW SL Equity                      | CEYLON BEVERAGE HOLDINGS PLC | Not Traded | Not Traded | 706.75  | 0.00   | 1       | Not Traded |
| LION SL Equity                      | LION BREWERY CEYLON PLC      | Not Traded | Not Traded | 525.00  | -5.00  | 7       | Not Traded |



30-Mar-2022

Wednesday

## Daily Market Update



| TICKER                                      | NAME                         | HIGH       | LOW        | CLOSE    | CHANGE  | #TRADES | VOLUME     |
|---|------------------------------|------------|------------|----------|---------|---------|------------|
| DIST SL Equity                              | DISTILLERIES CO OF SRI LANKA | 14.50      | 13.50      | 13.80    | -1.10   | 39      | 44,143     |
| MELS SL Equity                              | MELSTACORP PLC               | 44.00      | 39.50      | 42.00    | -3.00   | 120     | 5,895,157  |
| CCS SL Equity                               | CEYLON COLD STORES PLC       | 40.00      | 37.00      | 38.80    | -6.30   | 121     | 25,657     |
| <b>Agricultural Products</b>                |                              |            |            |          |         |         |            |
| CTC SL Equity                               | CEYLON TOBACCO CO PLC        | 714.75     | 670.00     | 696.75   | -22.25  | 49      | 3,566      |
| AGAL SL Equity                              | AGALAWATTE PLANTATIONS PLC   | 37.70      | 29.00      | 33.70    | -10.20  | 282     | 273,273    |
| BALA SL Equity                              | BALANGODA PLANTATIONS PLC    | 22.00      | 17.00      | 21.50    | -0.70   | 21      | 4,267      |
| BOPL SL Equity                              | BOGAWANTALAWA TEA ESTATES    | 10.30      | 10.00      | 10.10    | -2.70   | 34      | 3,594      |
| BUKI SL Equity                              | BUKIT DARAH PLC              | 395.00     | 363.00     | 380.00   | -13.50  | 8       | 519        |
| ELPL SL Equity                              | ELPITYA PLANTATIONS PLC      | 98.00      | 75.60      | 80.40    | -24.60  | 99      | 64,235     |
| HAPU SL Equity                              | HAPUGASTENNE PLANTATIONS PLC | 24.40      | 22.00      | 22.50    | -4.70   | 8       | 28,837     |
| HPL SL Equity                               | HATTON PLANTATIONS PLC       | 8.50       | 8.00       | 8.30     | -1.30   | 1       | 1,800      |
| HOPL SL Equity                              | HORANA PLANTATIONS PLC       | 20.00      | 18.00      | 19.70    | -1.30   | 13      | 16,923     |
| KAHA SL Equity                              | KAHAWATTE PLANTATIONS PLC    | 22.00      | 20.00      | 21.50    | -1.40   | 1       | 5,201      |
| KGAL SL Equity                              | KEGALLE PLANTATIONS PLC      | 135.00     | 120.00     | 135.00   | -10.25  | 28      | 2,996      |
| KVAL SL Equity                              | KELANI VALLEY PLANTATIONS PL | 66.00      | 57.50      | 60.50    | -5.80   | 80      | 70,366     |
| LDEV SL Equity                              | LANKEM DEVELOPMENTS PLC      | 4.20       | 3.50       | 4.00     | -0.50   | 105     | 318,855    |
| MADU SL Equity                              | MADULSIMA PLANTATIONS PLC    | 10.80      | 8.80       | 10.60    | -0.40   | 13      | 2,070      |
| MCPL SL Equity                              | MAHAWELI COCONUT PLANTATIONS | 44.90      | 43.00      | 43.40    | 2.20    | 9       | 125        |
| SUN SL Equity                               | SUNSHINE HOLDINGS PLC        | 42.00      | 35.00      | 38.50    | -3.70   | 343     | 2,863,711  |
| WATA SL Equity                              | WATAWALA PLANTATION PLC      | 105.00     | 82.00      | 93.80    | -20.95  | 275     | 122,177    |
| <b>Packaged Foods &amp; Meats</b>           |                              |            |            |          |         |         |            |
| ASPM SL Equity                              | AITKEN SPENCE PLANTATION MAN | Not Traded | Not Traded | 56.80    | 0.00    | 1       | Not Traded |
| BFL SL Equity                               | BAIRAHA FARMS PLC            | 164.00     | 155.00     | 158.25   | -21.25  | 117     | 9,452      |
| BIL SL Equity                               | BROWNS INVESTMENTS LTD       | 8.90       | 7.00       | 8.20     | -1.80   | 2380    | 35,226,051 |
| CARS SL Equity                              | CARSON CUMBERBATCH PLC       | Not Traded | Not Traded | 270.00   | -30.00  | 6       | Not Traded |
| GRAN SL Equity                              | CEYLON GRAIN ELEVATORS PLC   | 68.00      | 52.00      | 60.20    | -6.90   | 132     | 164,333    |
| CONV SL Equity                              | CONVENIENCE FOODS LANKA PLC  | Not Traded | Not Traded | 1182.25  | 0.00    | 2       | Not Traded |
| CTEA SL Equity                              | DILMAH CEYLON TEA CO PLC     | 982.75     | 851.50     | 998.00   | 0.00    | 5       | 56         |
| HARI SL Equity                              | HARISCHANDRA MILLS PLC       | 3400.00    | 3375.00    | 4500.00  | 0.00    | 1       | 65         |
| HVA SL Equity                               | HVA FOODS PLC                | 4.70       | 4.00       | 4.10     | -0.50   | 41      | 20,825     |
| KFP SL Equity                               | KEELLS FOOD PRODUCTS PLC     | 171.00     | 147.00     | 166.25   | -3.75   | 6       | 1,180      |
| KOTA SL Equity                              | KOTAGALA PLANTATIONS PLC     | 4.90       | 4.10       | 4.20     | -0.80   | 149     | 1,084,124  |
| LAMB SL Equity                              | KOTMALE HOLDINGS PLC         | Not Traded | Not Traded | 380.25   | 0.00    | 7       | Not Traded |
| LMF SL Equity                               | LANKA MILK FOODS CWE PLC     | 147.00     | 130.00     | 134.50   | -20.75  | 122     | 17,749     |
| MAL SL Equity                               | MALWATTE VALLEY PLANT-VOTING | 22.90      | 19.00      | 21.30    | -1.70   | 2       | 2,312      |
| MALX SL Equity                              | MALWATTE VALLEY PLANT-VOTING | Not Traded | Not Traded | 16.50    | 0.00    | 1       | Not Traded |
| MASK SL Equity                              | MASKELIYA PLANTATION PLC     | 10.20      | 8.90       | 8.90     | -1.70   | 10      | 10,167     |
| NAMU SL Equity                              | NAMUNUKULA PLANTATIONS PLC   | 475.00     | 360.00     | 391.50   | -111.00 | 52      | 3,145      |
| NEST SL Equity                              | NESTLE LANKA PLC             | 989.50     | 950.00     | 954.50   | -36.00  | 36      | 1,322      |
| RWSL SL Equity                              | RAIGAM WAYAMBA SALTERNS PLC  | 5.00       | 4.50       | 5.00     | -0.30   | 37      | 39,493     |
| RAL SL Equity                               | RENUKA AGRI FOODS PLC        | 4.10       | 3.60       | 3.90     | -0.70   | 143     | 423,481    |
| COCO SL Equity                              | RENUKA FOODS PLC             | 16.50      | 14.10      | 14.10    | -2.10   | 8       | 6,529      |
| COCOX SL Equity                             | RENUKA FOODS PLC             | 12.10      | 11.50      | 11.60    | -0.70   | 8       | 31,995     |
| TPL SL Equity                               | TALAWAKELLE TEA ESTATES PLC  | 47.00      | 42.00      | 46.00    | -3.20   | 16      | 41,893     |
| TSML SL Equity                              | TEA SMALLHOLDER FACTORIES    | 27.10      | 27.00      | 27.10    | -1.00   | 5       | 9,117      |
| T AFL SL Equity                             | THREE ACRE FARMS PLC         | 193.00     | 152.00     | 178.50   | -12.75  | 6       | 2,514      |
| UDPL SL Equity                              | UDAPUSSELLAWA PLANTATION PLC | 35.00      | 33.30      | 33.50    | -5.60   | 6       | 1,630      |
| <b>Health Care Equipment &amp; Services</b> |                              |            |            |          |         |         |            |
| MULL SL Equity                              | MULLER & PHIPPS CEYLON PLC   | 1.20       | 1.00       | 1.00     | -0.20   | 24      | 620,326    |
| ASIR SL Equity                              | ASIRI HOSPITALS HOLDINGS PLC | 40.00      | 34.80      | 39.80    | -0.40   | 37      | 19,105     |
| AMSL SL Equity                              | ASIRI SURGICAL HOSPITAL PLC  | 16.80      | 14.70      | 14.80    | -2.90   | 55      | 127,429    |
| CHLN SL Equity                              | CEYLON HOSPITALS PLC         | 124.25     | 103.00     | 103.75   | -23.75  | 12      | 2,292      |
| LHCL SL Equity                              | LANKA HOSPITAL CORP PLC      | 53.00      | 50.00      | 50.20    | -2.00   | 19      | 5,286      |
| NHL SL Equity                               | NAWALOKA HOSPITALS PLC       | 7.20       | 5.50       | 5.60     | -1.90   | 31      | 863,607    |
| SINH SL Equity                              | SINGHE HOSPITALS LTD         | 2.50       | 2.10       | 2.20     | -0.30   | 27      | 116,945    |
| ECL SL Equity                               | E-CHANNELLING PLC            | 8.30       | 7.00       | 7.90     | -2.20   | 120     | 29,241     |
| <b>Household &amp; Personal Products</b>    |                              |            |            |          |         |         |            |
| BPPL SL Equity                              | BPPL HOLDINGS LTD            | 20.30      | 19.20      | 20.00    | -0.10   | 65      | 170,924    |
| SWAD SL Equity                              | SWADESHI INDUSTRIAL WRKS PLC | Not Traded | Not Traded | 15003.50 | 0.00    | 0       | Not Traded |
| <b>Materials</b>                            |                              |            |            |          |         |         |            |
| <b>Commodity Chemicals</b>                  |                              |            |            |          |         |         |            |
| APLA SL Equity                              | ACL PLASTICS PLC             | 450.00     | 352.00     | 430.75   | -29.00  | 26      | 1,176      |

30-Mar-2022

Wednesday

## Daily Market Update



| TICKER  | NAME                         | HIGH       | LOW        | CLOSE      | CHANGE     | #TRADES | VOLUME     |
|---|------------------------------|------------|------------|------------|------------|---------|------------|
| LLUB SL Equity                                  | CHEVRON LUBRICANTS LANKA PLC | 90.00      | 82.00      | 86.30      | -8.40      | 307     | 2,734,506  |
| DIPD SL Equity                                  | DIPPED PRODUCTS PLC          | 37.10      | 32.00      | 34.70      | -4.60      | 335     | 848,535    |
| HAYC SL Equity                                  | HAYCARB PLC                  | 56.70      | 50.10      | 51.50      | -7.70      | 132     | 252,201    |
| ASPH SL Equity                                  | INDUSTRIAL ASPHALTS CEYLON   | 0.40       | 0.30       | 0.40       | 0.00       | 267     | 22,368,025 |
| REXP SL Equity                                  | RICHARD PIERIS EXPORTS PLC   | 671.75     | 601.25     | 642.75     | -42.50     | 108     | 5,992      |
| SIL SL Equity                                   | SAMSON INTERNATIONAL PLC     | 200.00     | 165.00     | 184.75     | 5.50       | 0       | 290        |
| UCAR SL Equity                                  | UNION CHEMICALS LANKA PLC    | Not Traded | Not Traded | 780.50     | 0.00       | 0       | Not Traded |
| <b>Aluminum</b>                                 |                              |            |            |            |            |         |            |
| ALUM SL Equity                                  | ALUMEX LTD                   | 8.00       | 7.00       | 7.50       | -1.50      | 245     | 306,757    |
| LALU SL Equity                                  | LANKA ALUMINIUM INDUS PLC    | 17.90      | 14.00      | 17.40      | -1.60      | 120     | 189,288    |
| PARQ SL Equity                                  | SWISSTEK CEYLON PLC          | 25.10      | 21.00      | 23.70      | -3.70      | 114     | 31,382     |
| <b>Fertilizers &amp; Agricultural Chemicals</b> |                              |            |            |            |            |         |            |
| AGST SL Equity                                  | AGSTAR PLC                   | 7.50       | 6.20       | 6.60       | -1.50      | 65      | 366,978    |
| AGSTX SL Equity                                 | AGSTAR PLC                   | Not Traded | Not Traded | 5.00       | 0.00       | 0       | Not Traded |
| CIC SL Equity                                   | CIC HOLDINGS PLC             | 39.00      | 35.60      | 38.20      | -1.80      | 70      | 118,973    |
| CICX SL Equity                                  | CIC HOLDINGS PLC             | 29.40      | 25.00      | 26.30      | -3.50      | 67      | 196,004    |
| <b>Specialty Chemicals</b>                      |                              |            |            |            |            |         |            |
| CHMX SL Equity                                  | CHEMANEX PLC                 | 74.90      | 51.00      | 74.80      | 3.40       | 16      | 23,216     |
| JAT SL Equity                                   | JAT HOLDINGS PLC             | 18.00      | 14.20      | 16.00      | -4.00      | 158     | 772,869    |
| <b>Construction Materials</b>                   |                              |            |            |            |            |         |            |
| TKYO SL Equity                                  | TOKYO CEMENT CO LANKA PLC    | 36.10      | 32.20      | 34.20      | -3.60      | 70      | 137,961    |
| TKYOX SL Equity                                 | TOKYO CEMENT CO LANKA PLC    | 28.30      | 26.60      | 27.00      | -3.20      | 134     | 81,140     |
| <b>Others</b>                                   |                              |            |            |            |            |         |            |
| PACKN SL Equity                                 | EX-PACK CORUGATED            | 11.20      | 9.10       | 10.00      | -2.30      | 270     | 837,656    |
| PIRA SL Equity                                  | PIRAMAL GLASS CEYLON PLC     | 13.00      | 11.80      | 12.20      | -1.30      | 44      | 99,284     |
| ACME SL Equity                                  | ACME PRINTING & PACKAGING PL | 10.90      | 9.50       | 10.10      | -2.40      | 19      | 3,624      |
| BOGA SL Equity                                  | BOGALA GRAPHITE LANKA PLC    | 53.00      | 44.00      | 47.70      | -10.20     | 45      | 17,945     |
| <b>Real Estate</b>                              |                              |            |            |            |            |         |            |
| COMD SL Equity                                  | COMMERCIAL DEVELOPMENT CO    | 125.00     | 110.50     | 111.00     | -4.75      | 6       | 1,011      |
| SHAW SL Equity                                  | LEE HEDGES PLC               | Not Traded | Not Traded | 83.80      | -6.20      | 9       | Not Traded |
| MHDL SL Equity                                  | MILLENNIUM HOUSING DEVELOPER | 4.40       | 3.40       | 4.00       | -0.20      | 44      | 50,703     |
| OSEA SL Equity                                  | OVERSEAS REALTY CEYLON PLC   | 17.00      | 15.00      | 16.00      | -1.20      | 45      | 841,120    |
| PLR SL Equity                                   | PRIME LANDS RESIDENCIES LTD  | 8.10       | 6.80       | 7.60       | -1.10      | 312     | 1,018,486  |
| CTLD SL Equity                                  | C T LAND DEVELOPMENT PLC     | 26.20      | 26.20      | 26.20      | 1.20       | 7       | 201        |
| CABO SL Equity                                  | CARGO BOAT DEVELOPMENT CO    | 56.20      | 56.10      | 56.10      | -3.30      | 1       | 139        |
| CLND SL Equity                                  | COLOMBO LAND & DVLP CO PLC   | 25.00      | 22.00      | 25.00      | 1.00       | 1       | 2,110      |
| PHAR SL Equity                                  | COLOMBO PHARMACY CO PLC      | 910.00     | 910.00     | 970.00     | 0.00       | 2       | 2          |
| EAST SL Equity                                  | EAST WEST PROPERTIES PLC     | 7.60       | 6.00       | 7.30       | -0.80      | 21      | 124,577    |
| ETWO SL Equity                                  | EQUITY TWO PLC               | 39.60      | 39.60      | 39.60      | 1.30       | 5       | 1,000      |
| ASCO SL Equity                                  | LANKA REALTY INVST PLC       | 15.00      | 12.40      | 14.00      | -3.10      | 130     | 334,560    |
| ONAL SL Equity                                  | ON'ALLY HOLDINGS PLC         | 28.60      | 27.50      | 28.30      | -3.60      | 4       | 490        |
| PDL SL Equity                                   | PROPERTY DEVELOPMENT PLC     | Not Traded | Not Traded | Not Traded | Not Traded | 0       | Not Traded |
| SLND SL Equity                                  | SERENDIB LAND PLC            | 1050.00    | 1000.00    | 1215.00    | -35.00     | 1       | 4          |
| CSD SL Equity                                   | SEYLAN DEVELOPMENTS PLC      | 17.90      | 16.50      | 17.00      | -0.50      | 36      | 51,829     |
| YORK SL Equity                                  | YORK ARCADE HOLDINGS PLC     | 153.50     | 142.50     | 153.50     | -35.00     | 1       | 1,431      |
| MYLAND SL Equity                                | MYLAND DEVELOPMENT           | 13.50      | 13.50      | 13.50      | 0.30       | 24      | 500        |
| <b>Retailing</b>                                |                              |            |            |            |            |         |            |
| AUTO SL Equity                                  | AUTODROME PLC                | 149.00     | 115.00     | 144.50     | -6.50      | 0       | 300        |
| CTBL SL Equity                                  | CEYLON TEA BROKERS PLC       | 3.40       | 3.20       | 3.20       | -0.30      | 27      | 37,195     |
| CWM SL Equity                                   | CW MACKIE PLC                | 58.10      | 50.20      | 54.00      | -8.70      | 39      | 3,959      |
| EMER SL Equity                                  | EASTERN MERCHANTS PLC        | 6.70       | 5.70       | 5.70       | -1.20      | 1       | 460        |
| HUNT SL Equity                                  | HUNTER & CO PLC              | 545.50     | 445.00     | 586.50     | 0.00       | 1       | 30         |
| JKL SL Equity                                   | JOHN KEELLS PLC              | 70.50      | 67.00      | 67.70      | 0.70       | 7       | 206        |
| RIL SL Equity                                   | RIL PROPERTY LTD             | 7.60       | 6.50       | 7.20       | -0.80      | 182     | 632,020    |
| SINS SL Equity                                  | SINGER SRI LANKA PLC         | 14.30      | 13.50      | 13.70      | -2.10      | 63      | 25,012     |
| ODEL SL Equity                                  | ODEL PLC                     | 20.20      | 19.00      | 19.10      | -2.20      | 17      | 6,320      |
| COLO SL Equity                                  | C M HOLDINGS PLC             | 80.00      | 78.00      | 78.80      | -4.10      | 6       | 2,807      |
| DIMO SL Equity                                  | DIESEL & MOTOR ENGINEERING   | 520.00     | 451.00     | 493.00     | -118.25    | 50      | 17,907     |
| SMOT SL Equity                                  | SATHOSA MOTORS PLC           | 202.50     | 200.00     | 201.50     | -25.50     | 0       | 243        |
| UML SL Equity                                   | UNITED MOTORS LANKA PLC      | 66.00      | 59.00      | 62.40      | -6.20      | 12      | 5,657      |
| KPHL SL Equity                                  | KAPRUKA HOLDINGS             | 9.00       | 8.00       | 8.30       | -0.70      | 40      | 286,595    |
| <b>Telecommunication Services</b>               |                              |            |            |            |            |         |            |
| SLTL SL Equity                                  | SRI LANKA TELECOM PLC        | 39.00      | 35.00      | 36.00      | -3.90      | 72      | 198,944    |

30-Mar-2022

Wednesday

## Daily Market Update



| TICKER                      | NAME                       | HIGH   | LOW    | CLOSE  | CHANGE | #TRADES | VOLUME    |
|-----------------------------|----------------------------|--------|--------|--------|--------|---------|-----------|
| DIAL SL Equity              | DIALOG AXIATA PLC          | 10.80  | 10.20  | 10.30  | -0.60  | 213     | 986,577   |
| <b>Transportation</b>       |                            |        |        |        |        |         |           |
| CWL SL Equity               | CHRISWORLD LTD             | 14.80  | 12.00  | 14.70  | -0.20  | 11      | 19,700    |
| EXPO SL Equity              | EXPOLANKA HOLDINGS PLC     | 242.00 | 200.00 | 223.00 | -34.25 | 2166    | 3,858,819 |
| MSL SL Equity               |                            |        |        |        |        |         |           |
| <b>Utilities</b>            |                            |        |        |        |        |         |           |
| WINDFORC SL Equity          | WINDFORCE LTD              | 16.40  | 15.90  | 16.20  | -0.80  | 169     | 1,140,735 |
| LPL SL Equity               | LAUGFS POWER LTD - VOTING  | 10.50  | 9.40   | 9.70   | 0.00   | 8       | 22,001    |
| HPFL SL Equity              | LOTUS HYDRO POWER PLC      | 9.60   | 8.70   | 8.90   | -0.50  | 20      | 17,248    |
| LVEF SL Equity              | LVL ENERGY FUND LTD        | 8.90   | 8.50   | 8.50   | -1.10  | 14      | 6,956     |
| PAP SL Equity               | PANASIAN POWER PLC         | 4.00   | 3.70   | 4.00   | -0.20  | 77      | 236,816   |
| HPWR SL Equity              | RESUS ENERGY PLC           | 20.00  | 18.20  | 19.00  | -3.90  | 96      | 15,844    |
| VPEL SL Equity              | VALLIBEL POWER ERATHNA PLC | 7.60   | 7.10   | 7.20   | -0.50  | 93      | 515,047   |
| VLL SL Equity               | VIDULLANKA PLC             | 7.40   | 7.00   | 7.40   | 0.00   | 52      | 126,372   |
| <b>Application Software</b> |                            |        |        |        |        |         |           |
| HBSN SL Equity              | Hsenid BUSINESS SOLUTIONS  | 19.00  | 17.70  | 18.90  | -0.80  | 127     | 546,398   |



## Softlogic Stockbrokers (Pvt) Ltd

Level #16, One Galle Face Tower, Colombo 02

Sri Lanka

Telephone +94 117 277 000 | Fax +94 117 277 099

E-mail [research@softlogicstockbrokers.lk](mailto:research@softlogicstockbrokers.lk)



### Equity Sales

|                        |  |   |
|------------------------|--|---|
| Dihan Dedigama         | <a href="mailto:dihan@softlogic.lk">dihan@softlogic.lk</a>   | +94 11 7277010 / +94 117277955, +94 777689933 |
| Hussain Gani           | <a href="mailto:gani@softlogic.lk">gani@softlogic.lk</a>   | +94 11 7277020 / +94 777992086                |
| Prasanna Chandrasekera | <a href="mailto:prasanna.chandrasekera@equity.softlogic.lk">prasanna.chandrasekera@equity.softlogic.lk</a> | +94 11 7277056                                |
| Eardley Kern           | <a href="mailto:e.kern@softlogic.lk">e.kern@softlogic.lk</a>   | +94 11 7277053, +94 777348018                 |
| Andre Lowe             | <a href="mailto:andre.lowe@equity.softlogic.lk">andre.lowe@equity.softlogic.lk</a>                         | +94 11 7277052, +94 777230040                 |
| Dilip Fernando         | <a href="mailto:dilip.fernando@equity.softlogic.lk">dilip.fernando@equity.softlogic.lk</a>                 | +94 11 7277000, +94 77 3379730                |
| Dinesh Rupasinghe      | <a href="mailto:dinesh.rupasinghe@equity.softlogic.lk">dinesh.rupasinghe@equity.softlogic.lk</a>           | +94 11 7277059, +94 77 2072397                |
| Tharindu Senadheera    | <a href="mailto:tharindu.senadheera@equity.Softlogic.lk">tharindu.senadheera@equity.Softlogic.lk</a>       | +94 11 7277000, +0773505094                   |
| Madushanka Rathnayaka  | <a href="mailto:madushanka.rathnayaka@equity.softlogic.lk">madushanka.rathnayaka@equity.softlogic.lk</a>   | +94 34 7451000, +94 773566465                 |
| Achindi De Silva       | <a href="mailto:achindi@equity.softlogic.lk">achindi@equity.softlogic.lk</a>                               | +94 11 7277054, +94 773825087                 |
| Gratian Nirmal         | <a href="mailto:gratrain.nirmal@equity.softlogic.lk">gratrain.nirmal@equity.softlogic.lk</a>               | +94 774510000/+94 21 7451 000                 |
| Krishan Williams       | <a href="mailto:krishan.williams@equity.softlogic.lk">krishan.williams@equity.softlogic.lk</a>             | +94 31 7451000, +94 773569827                 |
| Lakshan Rathnapala     | <a href="mailto:lakshan.rathnapala@softlogic.lk">lakshan.rathnapala@softlogic.lk</a>                       | +94 11 7277000, 077 8329698                   |
| Asitha Bandara         | <a href="mailto:asitha.bandara@softlogic.lk">asitha.bandara@softlogic.lk</a>                               | + 0718740019                                  |
| Isuru Adamsz           | <a href="mailto:isuru.adamsz@softlogic.lk">isuru.adamsz@softlogic.lk</a>                                   | + 074 1502884                                 |
| Asendra Wijesiri       | <a href="mailto:asendra.wijesiri@softlogic.lk">asendra.wijesiri@softlogic.lk</a>                           | + 077 6470632, 077 3669108                    |

### Equity Research

Mahesh Udugampala  
[mahesh.udugampala@softlogic.lk](mailto:mahesh.udugampala@softlogic.lk)  
+94 11 7277030, +94 769 637 638

Shadini Silva  
[shadini.silva@softlogic.lk](mailto:shadini.silva@softlogic.lk)  
+94 11 7277032, +94 773 627 792

Thuvarakan Senthilmani  
[thuvarakan.senthilmani@softlogic.lk](mailto:thuvarakan.senthilmani@softlogic.lk)  
+94 11 7277031, +94 77 5015637

Raynal Wickremeratne  
[raynal.wickremeratne@softlogicstockbrokers.lk](mailto:raynal.wickremeratne@softlogicstockbrokers.lk)  
+94 11 7277034, +94 77 5268282

Nishanthi Hettiarachchi  
[nisha.hettiarachchi@softlogicstockbrokers.lk](mailto:nisha.hettiarachchi@softlogicstockbrokers.lk)  
+94 11 7277033, +94 77 1078499

Technical Analyst - Saditha Kaluarachchi  
[saditha.kaluarachchi@softlogic.lk](mailto:saditha.kaluarachchi@softlogic.lk)  
+94 11 7277033, +94 77 4244526

### Disclaimer

#### **Local & Non-USA based clients**

*The information contained in this report is for general information purposes only. This report and its content is copyright of Softlogic Stockbrokers and all rights reserved. This report- in whole or in part- may not, except with the express written permission of Softlogic Stockbrokers be reproduced or distributed or commercially exploited in any material form by any means whether graphic, electronic, mechanical or any means. Nor may you transmit it or store it in any other website or other form of electronic retrieval system. Any unauthorised use of this report will result in immediate proceedings.*

*The report has been prepared by Softlogic Stockbrokers, Sri Lanka. The information and opinions contained herein has been compiled or arrived at based upon information obtained from sources believed to be reliable and in good faith. Such information has not been independently verified and no guaranty, representation or warranty, express or implied is made as to its accuracy, completeness or correctness, reliability or suitability. All such information and opinions are subject to change without notice. This document is for information purposes only, descriptions of any company or companies or their securities mentioned herein are not intended to be complete and this document is not, and should not be construed as, an offer, or solicitation of an offer, to buy or sell any securities or other financial instruments. In no event will Softlogic Stockbrokers be liable for any loss or damage including without limitation, indirect or consequential loss or damage, or any loss or damage whatsoever arising out of, or in connection with the use of this report and any reliance you place on such information is therefore strictly at your own risk.*

*Softlogic Stockbrokers may, to the extent permissible by applicable law or regulation, use the above material, conclusions, research or analysis in which they are based before the material is disseminated to their customers. Not all customers will receive the material at the same time. Softlogic Stockbrokers, their respective directors, officers, representatives, employees, related persons and/or Softlogic Stockbrokers may have a long or short position in any of the securities or other financial instruments mentioned or issuers described herein at any time and may make a purchase and/or sale, or offer to make a purchase and/or sale of any such securities or other financial instruments from time to time in the open market or otherwise, in each case either as principal or agent. Softlogic Stockbrokers may make markets in securities or other financial instruments described in this publication, in securities of issuers described herein or in securities underlying or related to such securities. Softlogic Stockbrokers may have entirely underwritten the securities of an issuer mentioned herein.*