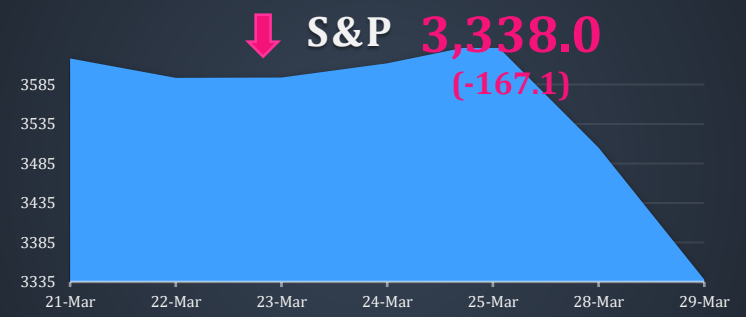


29-Mar-22 Tuesday

Daily Market Update



Index	PER	PBV	YTD%
ASPI	9.5	1.2	(21.1)
Banks	3.7	0.4	(7.0)
F&B, Tobacco	10.9	1.9	(20.6)
Capital Goods	10.0	1.1	(15.8)
Consumer Serv.	na	0.7	(15.4)
Teleco	5.8	0.9	0.6
NBFI's	12.9	1.8	(25.2)
Materials	5.0	1.3	(28.5)



Top Turnover

Ticker	PER	PBV	(LKR Mn)
EXPO SL Equity	10.6	7.2	543.8
BIL SL Equity	na	1.9	202.2
LOLC SL Equity	11.4	2.1	192.2
LOFC SL Equity	4.6	1.2	163.1
RCL SL Equity	5.2	1.5	121.3
SEYB SL Equity	3.8	0.3	118.7

Change in Foreign Holdings

Increased (LKR Mn)	Decreased (LKR Mn)
MELS SL Equity 90.5	CTHR SL Equity (77.5)
LFIN SL Equity 43.9	EXPO SL Equity (1.4)
VFIN SL Equity 25.1	SFIN SL Equity (1.4)
CIC SL Equity 19.7	LWL SL Equity (0.7)
HAYL SL Equity 9.0	TILE SL Equity (0.5)
JKH SL Equity 7.9	LGIL SL Equity (0.2)

Market TO (LKR)

2.7 Bn

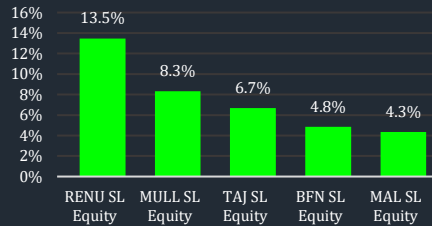
Trade Volume

265 Mn

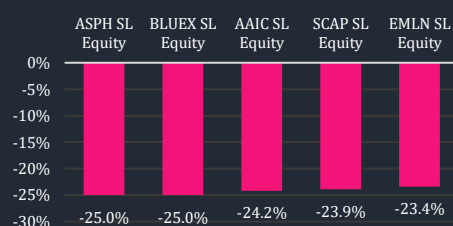
Large Trades

Ticker	Volume
SEMBX SL Equity	133,912,545
BIL SL Equity	21,784,205
ASPH SL Equity	19,856,246
SEMB SL Equity	14,203,733
LOFC SL Equity	14,106,052
SCAP SL Equity	5,512,697

Top Gainers



Top Losers



Market Cap (LKR)

4.2 Tn

PER (x)

9.5

SSB Coverage Picks

Top Gainers	%	Top Losers	%
LGL SL Equity	-0.5%	AAIC SL Equity	-24.2%
BPPL SL Equity	-0.5%	VONE SL Equity	-13.1%
HNB SL Equity	-0.8%	ACL SL Equity	-12.0%
DIAL SL Equity	-0.9%	CCS SL Equity	-11.5%
LION SL Equity	-0.9%	RICH SL Equity	-9.6%



Large Cap Movements

Ticker	Volume	Turnover (LKR)	Turnover (USD)	As a % of Total TO
SAMP SL Equity	851,138	44,234,640	150,525	1.6%
NDB SL Equity	754,835	44,502,970	151,438	1.6%
HNB SL Equity	71,474	8,636,004	29,387	0.3%
RICH SL Equity	261,428	3,876,483	13,191	0.1%
DIST SL Equity	102,132	1,517,137	5,163	0.1%
JKH SL Equity	596,640	92,145,120	313,557	3.4%
COMB SL Equity	296,510	21,643,830	73,651	0.8%
HEMS SL Equity	103,472	5,181,077	17,631	0.2%
SLTL SL Equity	29,156	1,125,120	3,829	0.0%
DFCC SL Equity	71,509	3,560,314	12,115	0.1%
SPEN SL Equity	157,451	12,680,170	43,149	0.5%
HAYL SL Equity	853,099	77,316,500	263,098	2.9%
DIAL SL Equity	502,936	5,460,766	18,582	0.2%

Local News Round-up

Nivard woos UK investors saying SL resetting with new impetus

<https://tinyurl.com/yckwda56>

Central Bank issues notice to public and money changers

<https://tinyurl.com/2p9dj7jm>

Sri Lanka and India inks deals after Minister Jaishankar visit

<https://tinyurl.com/28k4jddh>

US to provide credit for Sri Lanka's renewable energy

<https://tinyurl.com/5xaedxdk>

Crisis-hit Sri Lanka seeks further US \$ 1bn credit line from India: sources

<https://tinyurl.com/2f48cj24>

Interest Rates

SLIBOR

N/A

AWPLR

9.5

AWDR

5.1

Exchange Rates

LKR/USD

293.9

LKR/EURO

324.5

LKR/GBP

384.7

29-Mar-2022

Tuesday

Daily Market Update



TICKER	NAME	HIGH	LOW	CLOSE	CHANGE	#TRADES	VOLUME
Automobiles & Components							
TYRE SL Equity	KELANI TYRES PLC	69.00	60.50	62.00	-7.10	113	50,195
Banks							
ABL SL Equity	AMANA BANK LTD	3.10	2.80	2.80	-0.20	119	1,851,313
COMB SL Equity	COMMERCIAL BANK OF CEYLON PL	75.40	72.00	72.20	-2.70	235	296,510
COMBX SL Equity	COMMERCIAL BANK OF CEYLON PL	75.90	70.00	70.60	-3.00	74	55,855
DFCC SL Equity	DFCC BANK PLC	52.50	48.00	50.00	-2.80	63	71,509
HNB SL Equity	HATTON NATIONAL BANK PLC	127.50	118.25	119.25	-1.00	148	71,474
HNBV SL Equity	HATTON NATIONAL BANK PLC	125.75	119.50	119.50	-9.50	43	17,038
NDB SL Equity	NATIONAL DEVELOPMENT BANK PL	60.50	57.30	58.10	-1.90	128	754,835
NTB SL Equity	NATIONS TRUST BANK PLC	45.60	45.00	45.10	-2.00	71	41,488
NTBX SL Equity	NATIONS TRUST BANK PLC	Not Traded	Not Traded	60.08	0.00	1	Not Traded
PABC SL Equity	PAN ASIA BANKING CORP PLC	13.20	12.00	12.10	-1.00	138	356,422
SAMP SL Equity	SAMPATH BANK PLC	53.00	51.00	51.50	-1.40	585	851,138
SDB SL Equity	SANASA DEVELOPMENT BANK PLC	32.00	30.80	31.00	-0.80	36	13,750
SEYB SL Equity	SEYLAN BANK PLC	35.50	32.00	33.00	-2.10	31	3,345,344
SEYBX SL Equity	SEYLAN BANK PLC	29.60	28.50	28.50	-1.20	41	23,594
UBC SL Equity	UNION BANK OF COLOMBO PLC	8.50	7.90	8.00	-0.50	107	350,054
HDFC SL Equity	HOUSING DEVELOPMENT FIN CORP	32.60	32.00	32.10	-0.50	2	600
Insurance							
ATLL SL Equity	AMANA TAKAFUL LIFE LTD	27.10	25.70	27.10	-2.90	2	102
AINS SL Equity	ARPICO INSURANCE LTD	19.10	18.00	18.20	-1.80	9	7,350
JINS SL Equity	JANASHAKTHI INSURANCE CO PLC	24.50	23.00	23.30	-1.20	15	9,422
UAL SL Equity	UNION ASSURANCE PLC	350.00	277.00	317.25	-18.75	61	3,540
ATL SL Equity	AMANA TAKAFUL PLC	10.30	10.00	10.00	-0.30	4	981
CINS SL Equity	CEYLINCO INSURANCE CO PLC	2154.00	2154.00	2300.00	0.00	1	1
CINSX SL Equity	CEYLINCO INSURANCE CO PLC	1245.75	1004.00	1050.25	0.00	2	2
HASU SL Equity	HNB ASSURANCE PLC	49.00	46.00	46.10	-2.40	40	18,661
AAIC SL Equity	SOFTLOGIC LIFE INSURANCE PLC	62.90	46.50	47.00	-15.00	1418	1,391,563
PINS SL Equity	PEOPLE'S INSURANCE PLC	33.00	31.50	31.60	-1.30	47	45,402
COOPN SL Equity	CO-OPERATIVE INSURANCE	4.00	3.40	3.50	-0.40	171	1,275,897
Diversified Financials							
AINV SL Equity	ADAM INVESTMENTS PLC	Not Traded	Not Traded	Not Traded	Not Traded	Not Traded	Not Traded
GUAR SL Equity	CEYLON GUARDIAN INVESTMENT	82.00	82.00	87.60	0.00	1	1
CINV SL Equity	CEYLON INVESTMENT PLC	42.80	42.00	42.00	-3.40	26	6,956
CFI SL Equity	COLOMBO FORT INVESTMENTS PLC	75.40	69.00	70.50	-1.40	6	566
CIT SL Equity	COLOMBO INVESTMENT TRUST PLC	106.00	100.00	109.75	0.00	2	59
CFVF SL Equity	FIRST CAPITAL HOLDINGS PLC	35.20	34.10	34.40	-1.60	45	9,433
GOOD SL Equity	GOOD HOPE PLC/THE	Not Traded	Not Traded	1560.00	0.00	2	Not Traded
WAPO SL Equity	GUARDIAN CAPITAL PARTNERS PL	24.90	24.50	24.50	-0.50	3	300
INDO SL Equity	INDO-MALAY PLC/THE	997.75	997.25	1326.50	0.00	3	12
LVEN SL Equity	LANKA VENTURES PLC	45.00	41.10	45.00	0.00	2	2,005
KZOO SL Equity	RENUKA CAPITAL PLC	9.20	8.10	8.20	-0.70	72	248,736
SELI SL Equity	SELINSING PLC	Not Traded	Not Traded	608.75	0.00	1	Not Traded
SHAL SL Equity	SHALIMAR MALAY PLC	Not Traded	Not Traded	1209.50	0.00	0	Not Traded
SCAP SL Equity	SOFTLOGIC CAPITAL PLC	9.30	6.90	7.00	-2.20	1004	5,512,697
ACAP SL Equity	ASIA CAPITAL PLC	6.50	5.90	5.90	-0.10	9	6,811
ASIY SL Equity	ASIA SIYAKA COMMODITIES PLC	2.60	2.50	2.50	-0.10	12	409,779
AFSL SL Equity	ABANS FINANCE PLC	Not Traded	Not Traded	30.60	0.00	0	Not Traded
ALLI SL Equity	ALLIANCE FINANCE CO PLC	90.00	86.50	88.40	0.10	88	35,516
AMCL SL Equity	AMW CAPITAL LEASING & FINANC	Not Traded	Not Traded	22.40	0.00	0	Not Traded
AAF SL Equity	ASIA ASSET FINANCE PLC	7.20	6.00	6.20	-0.80	22	41,799
AMF SL Equity	ASSOCIATED MOTOR FINANCE CO	10.00	9.50	9.60	-0.40	36	30,332
BLI SL Equity	BIMPUTH FINANCE PLC	Not Traded	Not Traded	Not Traded	Not Traded	0	Not Traded
CFIN SL Equity	CENTRAL FINANCE CO PLC	76.20	68.50	69.40	-7.00	76	29,064
CDB SL Equity	CITIZENS DEVELOPMENT BUSINES	239.00	201.00	213.50	-12.25	25	853
CDBX SL Equity	CITIZENS DEVELOPMENT BUSINES	93.50	87.00	89.90	-2.70	36	6,042
COCR SL Equity	COMMERCIAL CREDIT & FIN PLC	31.50	27.40	29.00	-1.10	39	12,388
CALF SL Equity	DIALOG FINANCE PLC	75.00	59.40	60.50	-14.10	62	12,043
HNBFL SL Equity	HNB FINANCE LTD	7.70	6.50	7.50	-0.50	24	181,701
LFIN SL Equity	LB FINANCE PLC	65.10	59.60	60.00	-5.00	160	835,564
NIFL SL Equity	LOLC DEVELOPMENT FINANCE PLC	305.00	250.00	266.00	0.00	3	4
LOFC SL Equity	LOLC FINANCE PLC	13.40	10.80	10.90	-2.50	2021	14,106,052

29-Mar-2022

Tuesday

Daily Market Update



TICKER	NAME	HIGH	LOW	CLOSE	CHANGE	#TRADES	VOLUME
LOLC SL Equity	LOLC HOLDINGS LTD	800.00	680.00	698.50	-87.75	743	259,948
MERC SL Equity	MERCANTILE INVESTMENTS & FIN	Not Traded	Not Traded	2600.00	0.00	0	Not Traded
MFL SL Equity	MULTI FINANCE PLC	14.70	12.40	12.40	-0.40	11	9,044
CSF SL Equity	NATION LANKA FINANCE PLC	0.90	0.80	0.80	-0.10	24	275,831
BFN SL Equity	ORIENT FINANCE PLC	13.00	12.20	13.00	0.60	4	4,675
PLC SL Equity	PEOPLE'S LEASING & FINANCE P	8.90	8.50	8.60	-0.10	111	361,878
PMB SL Equity	PEOPLE'S MERCHANT FINANCE PL	5.60	5.20	5.40	-0.40	17	44,010
SFCL SL Equity	SENKADAGALA FINANCE CO PLC	456.00	456.00	541.25	0.00	1	1
SFIN SL Equity	SINGER FINANCE LANKA PLC	15.10	14.20	14.20	-0.80	112	208,994
SFL SL Equity	SINHAPUTHRA FINANCE PLC	Not Traded	Not Traded	Not Traded	Not Traded	210	Not Traded
CRL SL Equity	SOFTLOGIC FINANCE PLC	14.50	10.30	11.20	-2.30	51	3,522
VFIN SL Equity	VALLIBEL FINANCE PLC	44.50	38.50	39.10	-4.90	121	868,528
CLC SL Equity	COMMERCIAL LEASING & FINANCE	Not Traded	Not Traded	Not Traded	Not Traded	920	Not Traded
MBSL SL Equity	MERCHANT BK OF SRI LNKA & FI	5.90	4.90	5.00	-0.80	120	817,251
GSF SL Equity	PRIME FINANCE PLC	19.30	19.00	19.30	0.40	8	68,658
SEMB SL Equity	SMB LEASING PLC	1.00	0.70	0.80	-0.10	262	14,203,733
SEMBX SL Equity	SMB LEASING PLC	0.40	0.20	0.30	0.00	393	133,912,545
SDFN SL Equity	SARVODAYA DEVELOPMENT FINANCE	15.00	14.00	14.40	-0.50	14	15,200
CALTN SL Equity	CAPITAL ALLIANCE	10.20	10.00	10.10	0.00	38	384,152
Capital Goods							
Construction & Engineering							
AEL SL Equity	ACCESS ENGINEERING PLC	18.90	17.00	17.00	-1.20	276	1,301,301
IDL SL Equity	SERENDIB ENGINEERING GROUP P	6.40	5.90	5.90	-0.30	4	289
ALUF SL Equity	UNISYST ENGINEERING PLC	11.50	10.50	11.20	-1.20	13	14,107
Electrical Components & Equipment							
ACL SL Equity	ACL CABLES PLC	79.90	69.00	69.90	-9.50	303	265,812
KCAB SL Equity	KELANI CABLES PLC	330.00	300.00	300.00	-19.50	60	8,887
LITE SL Equity	LAXAPANA BATTERIES PLC	15.80	14.50	15.60	0.30	18	38,708
SIRA SL Equity	SIERRA CABLES PLC	9.90	9.00	9.30	-0.40	51	166,622
Industrial Conglomerates							
SPEN SL Equity	AITKEN SPENCE PLC	83.70	79.00	80.10	-1.40	70	157,451
CFLB SL Equity	COLOMBO FORT LAND & BLDG CO	18.80	17.20	18.70	-0.10	6	106
EBCR SL Equity	E.B. CREASY & CO PLC	20.50	19.90	19.90	-2.00	21	6,634
HAYL SL Equity	HAYLEYS PLC	97.50	87.10	88.60	-7.90	775	853,099
HEMS SL Equity	HEMAS HOLDINGS PLC	52.90	49.00	49.70	-2.30	191	103,472
JKH SL Equity	JOHN KEELLS HOLDINGS PLC	156.00	150.00	152.00	-3.00	154	596,640
LCEY SL Equity	LANKEM CEYLON PLC	30.00	28.00	28.00	0.00	5	196
RHL SL Equity	RENUKA HOLDINGS PLC	13.00	12.00	12.40	0.00	30	14,261
RHLX SL Equity	RENUKA HOLDINGS PLC	11.50	8.60	11.50	0.20	6	9,723
RICH SL Equity	RICHARD PIERIS & CO PLC	15.50	14.00	14.20	-1.50	137	261,428
SHL SL Equity	SOFTLOGIC HOLDINGS PLC	50.00	45.10	46.50	-3.90	124	259,604
VONE SL Equity	VALLIBEL ONE PLC	53.00	44.30	45.00	-6.80	649	617,459
Building Products							
CIND SL Equity	CENTRAL INDUSTRIES PLC	116.00	95.00	99.60	-13.15	111	216,621
CERA SL Equity	LANKA CERAMIC PLC	131.75	121.00	126.00	-5.00	14	892
TILE SL Equity	LANKA TILES PLC	74.80	68.00	69.40	-5.70	152	141,987
LWL SL Equity	LANKA WALLTILE PLC	92.00	80.00	80.90	-8.10	200	140,761
RCL SL Equity	ROYAL CERAMICS LANKA PLC	50.60	43.50	45.00	-4.00	658	2,531,882
Others							
DOCK SL Equity	COLOMBO DOCKYARDS PLC	79.00	76.00	76.00	-2.30	10	1,940
ASHO SL Equity	LANKA ASHOK LEYLAND PLC	710.00	710.00	710.00	0.00	3	49
BRWN SL Equity	BROWN & CO PLC	195.00	150.00	150.75	-38.50	168	55,472
OFEQ SL Equity	OFFICE EQUIPMENT PLC	Not Traded	Not Traded	Not Traded	Not Traded	0	Not Traded
MEL SL Equity	MACKWOODS ENERGY PLC	2.20	1.90	1.90	-0.20	26	50,162
Commercial & Professional Services							
CPRT SL Equity	CEYLON PRINTERS PLC	Not Traded	Not Traded	Not Traded	Not Traded	0	Not Traded
LPRT SL Equity	LAKE HOUSE PRINTERS & PUBLIS	Not Traded	Not Traded	151.75	0.00	5	Not Traded
PARA SL Equity	PARAGON CEYLON PLC	Not Traded	Not Traded	Not Traded	Not Traded	0	Not Traded
CARE SL Equity	PRINTCARE PLC	31.00	27.60	28.20	-1.90	55	53,461
EMLN SL Equity	ESL CONSULTANTS	7.90	5.80	5.90	-1.80	103	459,524
GEST SL Equity	GESTETNER OF CEYLON PLC	66.50	66.00	66.10	-2.00	3	1,190
Consumer Durables & Apparel							
KDL SL Equity	KELSEY DEVELOPMENT PLC	Not Traded	Not Traded	30.40	0.00	0	Not Traded

29-Mar-2022

Tuesday

Daily Market Update



TICKER	NAME	HIGH	LOW	CLOSE	CHANGE	#TRADES	VOLUME
ABAN SL Equity	ABANS ELECTRICALS PLC	176.00	173.00	173.00	-7.25	8	192
REG SL Equity	REGNIS LANKA PLC	59.10	57.20	57.30	-2.70	9	2,384
SINI SL Equity	SINGER INDUSTRIES CEYLON PLC	38.50	38.50	38.50	-1.50	1	200
DPL SL Equity	DANKOTUWA PORCELAIN PLC	12.00	8.70	9.40	-1.80	77	217,129
BLUE SL Equity	BLUE DIAMONDS JEWELLERY WORL	0.80	0.70	0.70	0.00	26	80,066
BLUEX SL Equity	BLUE DIAMONDS JEWELLERY WORL	0.40	0.30	0.30	-0.10	16	104,859
RGEM SL Equity	RADIANT GEMS INTL PLC	19.00	19.00	19.00	-0.80	2	531
TAP SL Equity	AMBEON CAPITAL PLC LTD	10.00	7.50	8.20	-1.80	53	101,935
GREG SL Equity	AMBEON HOLDINGS PLC	40.00	37.10	38.60	0.20	21	25,962
MGT SL Equity	HAYLEYS FABRIC PLC	33.50	31.00	31.20	-1.70	276	383,066
HEXP SL Equity	HAYLEYS FIBRE PLC	68.50	65.10	65.10	-4.30	20	2,454
TJL SL Equity	TEEJAY LANKA PLC	41.90	40.50	40.90	-0.40	100	426,133
HELAN SL Equity	HELA APPAREL HOLDINGS	14.80	14.10	14.30	-0.50	549	626,096
Consumer Services							
AHUN SL Equity	AITKEN SPENCE HOTEL HOLDINGS	41.00	40.00	40.40	-0.40	36	16,757
CONN SL Equity	AMAYA LEISURE PLC	18.30	17.60	17.80	-0.50	11	13,120
ALHP SL Equity	ANILANA HOTELS & PROPERTIES	1.40	1.20	1.20	0.00	12	26,050
AHPL SL Equity	ASIAN HOTELS & PROPERTIES PL	37.50	37.00	37.00	-2.40	16	6,255
BRR SL Equity	BANSEI ROYAL RESORTS HIKKADU	11.50	9.90	9.90	-0.40	9	3,700
BERU SL Equity	BERUWALA RESORTS PLC	1.10	1.00	1.00	-0.10	8	23,503
BBH SL Equity	BROWNS BEACH HOTELS PLC	9.50	8.50	8.90	-0.70	12	12,290
CHOT SL Equity	CEYLON HOTELS CORP PLC	11.00	10.70	10.80	-0.20	8	11,705
REEF SL Equity	CITRUS LEISURE PLC	7.00	6.50	6.70	0.00	20	15,362
STAF SL Equity	DOLPHIN HOTELS PLC	37.40	30.80	30.80	-3.70	3	250
EDEN SL Equity	EDEN HOTEL LANKA PLC	16.80	15.00	15.10	-1.40	78	143,729
RHTL SL Equity	FORTRESS RESORTS PLC	12.10	12.10	12.10	-0.80	3	20,690
GHLL SL Equity	GALADARI HOTELS LANKA PLC	15.00	13.70	13.80	-0.40	11	31,111
CITH SL Equity	HIKKADUWA BEACH RESORT PLC	5.50	5.50	5.50	-0.50	5	3,102
HSIG SL Equity	HOTEL SIGIRIYA PLC	92.70	85.00	88.10	-8.00	5	126
HUNA SL Equity	HUNAS FALLS HOTELS PLC	1950.00	1870.25	1891.25	0.00	8	35
JETS SL Equity	JETWING SYMPHONY LTD	12.40	12.00	12.00	-0.30	12	26,566
JKHL SL Equity	JOHN KEELLS HOTELS PLC	12.60	12.50	12.50	-0.10	12	23,906
KHC SL Equity	KANDY HOTELS CO 1938 PLC	7.00	6.70	6.70	-0.30	4	1,800
LHL SL Equity	LIGHTHOUSE HOTEL PLC/THE	29.00	23.70	24.60	-1.80	14	5,015
MRH SL Equity	MAHAWELI REACH HOTELS PLC	Not Traded	Not Traded	12.10	0.00	4	Not Traded
MARA SL Equity	MARAWILA RESORTS PLC	2.50	2.00	2.30	-0.20	37	240,961
NEH SL Equity	NUWARA ELIYA HOTELS CO PLC	1150.25	1150.25	1150.25	0.00	1	10
PALM SL Equity	PALM GARDEN HOTELS PLC	55.00	46.10	46.70	-8.50	16	2,173
PEG SL Equity	PEGASUS HOTELS OF CEYLON PLC	35.10	35.00	35.10	-0.10	7	180
RFL SL Equity	RAMBODA FALLS PLC	17.40	16.10	16.10	-0.20	5	4,710
RENU SL Equity	RENUKA CITY HOTELS PLC	339.25	292.50	330.50	39.25	5	376
RCH SL Equity	RENUKA HOTELS PLC	75.00	65.00	68.90	-11.30	16	19,000
RPBH SL Equity	ROYAL PALMS BEACH HOTEL PLC	20.20	20.00	20.00	-0.50	2	275
SHOT SL Equity	SERENDIB HOTELS PLC	Not Traded	Not Traded	16.00	0.00	0	Not Traded
SHOTX SL Equity	SERENDIB HOTELS PLC	9.30	9.10	9.10	-0.40	7	4,550
SIGV SL Equity	SIGIRIYA VILLAGE HOTELS PLC	Not Traded	Not Traded	68.80	0.00	6	Not Traded
TAJ SL Equity	TAL LANKA HOTELS PLC	16.00	14.70	16.00	1.00	11	1,310
TANG SL Equity	TANGERINE BEACH HOTELS PLC	55.50	50.00	50.10	-3.50	9	153
SERV SL Equity	THE KINGSBURY PLC	9.00	8.50	8.50	-0.20	31	220,739
TRAN SL Equity	TRANS ASIA HOTELS PLC	Not Traded	Not Traded	53.70	0.00	1	Not Traded
CITW SL Equity	WASKADUWA BEACH RESORT PLC	2.90	2.30	2.40	-0.40	62	606,062
Energy							
LIOC SL Equity	LANKA IOC PLC	35.50	29.00	31.20	-2.80	489	653,410
LGL SL Equity	LAUGFS GAS PLC - VOTING	21.50	20.20	21.20	-0.10	10	9,924
LGLX SL Equity	LAUGFS GAS PLC - NON VOTING	12.20	11.10	11.20	-0.30	12	13,682
Food & Staples Retailing							
TESS SL Equity	TESS AGRO PLC	1.70	1.50	1.50	-0.20	78	1,336,912
TESSX SL Equity	TESS AGRO PLC	1.10	1.00	1.00	0.00	9	37,944
CARG SL Equity	CARGILLS (CEYLON) PLC	185.00	180.00	184.75	-7.50	19	1,428
CTHR SL Equity	CT HOLDINGS PLC	160.00	155.00	155.00	4.75	3	500,009
Food, Beverage & Tobacco							
BREW SL Equity	CEYLON BEVERAGE HOLDINGS PLC	Not Traded	Not Traded	706.75	0.00	1	Not Traded
LION SL Equity	LION BREWERY CEYLON PLC	564.75	525.00	525.00	-5.00	7	199

29-Mar-2022

Tuesday

Daily Market Update



TICKER	NAME	HIGH	LOW	CLOSE	CHANGE	#TRADES	VOLUME
DIST SL Equity	DISTILLERIES CO OF SRI LANKA	15.10	14.50	14.50	-0.40	39	102,132
MELS SL Equity	MELSTACORP PLC	46.00	43.50	44.00	-1.00	120	2,032,498
CCS SL Equity	CEYLON COLD STORES PLC	45.00	39.10	39.90	-5.20	121	48,652
Agricultural Products							
CTC SL Equity	CEYLON TOBACCO CO PLC	720.00	701.00	707.00	-12.00	49	3,864
AGAL SL Equity	AGALAWATTE PLANTATIONS PLC	44.10	36.50	37.70	-6.20	282	270,885
BALA SL Equity	BALANGODA PLANTATIONS PLC	23.00	20.00	20.60	-1.60	21	14,069
BOPL SL Equity	BOGAWANTALAWA TEA ESTATES	13.00	11.30	11.90	-0.90	34	4,300
BUKI SL Equity	BUKIT DARAH PLC	396.00	370.00	373.50	-20.00	8	378
ELPL SL Equity	ELPITYA PLANTATIONS PLC	105.00	95.00	99.40	-5.60	99	35,711
HAPU SL Equity	HAPUGASTENNE PLANTATIONS PLC	28.00	24.40	26.10	-1.10	8	4,845
HPL SL Equity	HATTON PLANTATIONS PLC	9.20	9.20	9.20	-0.40	1	399
HOPL SL Equity	HORANA PLANTATIONS PLC	22.00	19.10	19.70	-1.30	13	10,205
KAHA SL Equity	KAHAWATTE PLANTATIONS PLC	Not Traded	Not Traded	22.90	0.00	1	Not Traded
KGAL SL Equity	KEGALLE PLANTATIONS PLC	145.00	121.00	138.00	-7.25	28	12,936
KVAL SL Equity	KELANI VALLEY PLANTATIONS PL	69.80	63.50	64.40	-1.90	80	25,832
LDEV SL Equity	LANKEM DEVELOPMENTS PLC	4.50	3.90	4.00	-0.50	105	504,113
MADU SL Equity	MADULSIMA PLANTATIONS PLC	11.00	8.90	9.80	-1.20	13	14,638
MCPL SL Equity	MAHAWELI COCONUT PLANTATIONS	44.90	38.50	40.90	-0.30	9	285
SUN SL Equity	SUNSHINE HOLDINGS PLC	42.50	39.50	39.90	-2.30	343	1,220,389
WATA SL Equity	WATAWALA PLANTATION PLC	115.00	101.00	106.00	-8.75	275	229,991
Packaged Foods & Meats							
ASPM SL Equity	AITKEN SPENCE PLANTATION MAN	Not Traded	Not Traded	56.80	0.00	1	Not Traded
BFL SL Equity	BAIRAHA FARMS PLC	184.00	162.00	164.00	-15.50	117	14,424
BIL SL Equity	BROWNS INVESTMENTS LTD	10.20	8.60	8.90	-1.10	2380	21,784,205
CARS SL Equity	CARSON CUMBERBATCH PLC	300.00	270.00	270.00	-30.00	6	1,345
GRAN SL Equity	CEYLON GRAIN ELEVATORS PLC	70.80	64.00	65.00	-2.10	132	101,303
CONV SL Equity	CONVENIENCE FOODS LANKA PLC	1101.00	1000.00	1182.25	0.00	2	13
CTEA SL Equity	DILMAH CEYLON TEA CO PLC	984.75	851.50	998.00	0.00	5	13
HARI SL Equity	HARISCHANDRA MILLS PLC	3381.00	3381.00	4500.00	0.00	1	4
HVA SL Equity	HVA FOODS PLC	5.00	4.20	4.30	-0.30	41	157,413
KFP SL Equity	KEELLS FOOD PRODUCTS PLC	170.50	169.00	170.00	0.00	6	21,088
KOTA SL Equity	KOTAGALA PLANTATIONS PLC	5.10	4.50	4.70	-0.30	149	444,590
LAMB SL Equity	KOTMALE HOLDINGS PLC	373.50	369.75	380.25	0.00	7	41
LMF SL Equity	LANKA MILK FOODS CWE PLC	160.00	146.00	150.00	-5.25	122	43,685
MAL SL Equity	MALWATTE VALLEY PLANT-VOTING	24.00	24.00	24.00	1.00	2	1,000
MALX SL Equity	MALWATTE VALLEY PLANT-VOTING	13.60	13.60	16.50	0.00	1	50
MASK SL Equity	MASKELIYA PLANTATION PLC	10.50	10.20	10.20	-0.40	10	25,625
NAMU SL Equity	NAMUNUKULA PLANTATIONS PLC	503.00	450.00	455.50	-47.00	52	2,224
NEST SL Equity	NESTLE LANKA PLC	1000.00	951.00	974.25	-16.25	36	477
RWSL SL Equity	RAIGAM WAYAMBA SALTERNS PLC	5.40	4.90	5.00	-0.30	37	108,276
RAL SL Equity	RENUKA AGRI FOODS PLC	4.60	3.90	4.00	-0.60	143	728,697
COCO SL Equity	RENUKA FOODS PLC	16.40	15.60	16.20	0.00	8	4,124
COCOX SL Equity	RENUKA FOODS PLC	12.30	12.20	12.20	-0.10	8	4,820
TPL SL Equity	TALAWAKELLE TEA ESTATES PLC	48.10	47.20	47.80	-1.40	16	5,392
TSML SL Equity	TEA SMALLHOLDER FACTORIES	28.00	27.00	27.00	-1.10	5	1,520
T AFL SL Equity	THREE ACRE FARMS PLC	194.00	176.00	191.00	-0.25	6	111
UDPL SL Equity	UDAPUSSELLAWA PLANTATION PLC	39.20	38.10	38.60	-0.50	6	3,070
Health Care Equipment & Services							
MULL SL Equity	MULLER & PHIPPS CEYLON PLC	1.30	1.10	1.30	0.10	24	334,000
ASIR SL Equity	ASIRI HOSPITALS HOLDINGS PLC	41.70	37.40	37.60	-2.60	37	30,574
AMSL SL Equity	ASIRI SURGICAL HOSPITAL PLC	18.00	16.80	17.10	-0.60	55	60,199
CHLN SL Equity	CEYLON HOSPITALS PLC	127.00	101.50	125.25	-2.25	12	3,497
LHCL SL Equity	LANKA HOSPITAL CORP PLC	54.00	51.00	53.20	1.00	19	111,227
NHL SL Equity	NAWALOKA HOSPITALS PLC	7.40	7.20	7.20	-0.30	31	121,696
SINH SL Equity	SINGHE HOSPITALS LTD	2.60	2.30	2.40	-0.10	27	433,007
ECL SL Equity	E-CHANNELLING PLC	10.30	7.80	8.10	-2.00	120	138,646
Household & Personal Products							
BPPL SL Equity	BPPL HOLDINGS LTD	21.50	19.80	20.00	-0.10	65	81,314
SWAD SL Equity	SWADESHI INDUSTRIAL WRKS PLC	Not Traded	Not Traded	15003.50	0.00	0	Not Traded
Materials							
Commodity Chemicals							
APLA SL Equity	ACL PLASTICS PLC	475.00	433.00	439.25	-20.50	26	548

29-Mar-2022

Tuesday

Daily Market Update



TICKER	NAME	HIGH	LOW	CLOSE	CHANGE	#TRADES	VOLUME
LLUB SL Equity	CHEVRON LUBRICANTS LANKA PLC	94.00	89.80	90.10	-4.60	307	74,094
DIPD SL Equity	DIPPED PRODUCTS PLC	39.80	37.10	37.30	-2.00	335	466,134
HAYC SL Equity	HAYCARB PLC	59.20	56.70	57.00	-2.20	132	98,545
ASPH SL Equity	INDUSTRIAL ASPHALTS CEYLON	0.50	0.30	0.30	-0.10	267	19,856,246
REXP SL Equity	RICHARD PIERIS EXPORTS PLC	715.00	670.00	671.75	-13.50	108	5,828
SIL SL Equity	SAMSON INTERNATIONAL PLC	Not Traded	Not Traded	179.25	0.00	0	Not Traded
UCAR SL Equity	UNION CHEMICALS LANKA PLC	Not Traded	Not Traded	780.50	0.00	0	Not Traded
Aluminum							
ALUM SL Equity	ALUMEX LTD	9.20	8.00	8.10	-0.90	245	470,776
LALU SL Equity	LANKA ALUMINIUM INDUS PLC	19.70	16.00	16.50	-2.50	120	127,310
PARQ SL Equity	SWISSTEK CEYLON PLC	27.50	24.80	25.50	-1.90	114	88,341
Fertilizers & Agricultural Chemicals							
AGST SL Equity	AGSTAR PLC	8.30	7.00	7.30	-0.80	65	162,884
AGSTX SL Equity	AGSTAR PLC	Not Traded	Not Traded	5.00	0.00	0	Not Traded
CIC SL Equity	CIC HOLDINGS PLC	40.00	38.00	38.10	-1.90	70	668,590
CICX SL Equity	CIC HOLDINGS PLC	30.00	27.00	27.80	-2.00	67	83,680
Specialty Chemicals							
CHMX SL Equity	CHEMANEX PLC	74.90	60.00	61.60	-9.80	16	1,015
JAT SL Equity	JAT HOLDINGS PLC	20.20	17.80	18.00	-2.00	158	201,807
Construction Materials							
TKYO SL Equity	TOKYO CEMENT CO LANKA PLC	38.60	35.10	36.80	-1.00	70	115,588
TKYOX SL Equity	TOKYO CEMENT CO LANKA PLC	31.00	28.00	28.10	-2.10	134	148,935
Others							
PACKN SL Equity	EX-PACK CORUGATED	12.70	11.20	11.40	-0.90	270	617,880
PIRA SL Equity	PIRAMAL GLASS CEYLON PLC	13.40	13.00	13.00	-0.50	44	74,647
ACME SL Equity	ACME PRINTING & PACKAGING PL	11.90	9.60	9.80	-2.70	19	10,556
BOGA SL Equity	BOGALA GRAPHITE LANKA PLC	59.00	53.30	53.90	-4.00	45	6,605
Real Estate							
COMD SL Equity	COMMERCIAL DEVELOPMENT CO	124.00	115.00	115.00	-0.75	6	500
SHAW SL Equity	LEE HEDGES PLC	94.80	70.10	83.80	-6.20	9	2,866
MHDL SL Equity	MILLENNIUM HOUSING DEVELOPER	4.80	4.00	4.30	0.10	44	118,663
OSEA SL Equity	OVERSEAS REALTY CEYLON PLC	18.00	16.70	16.70	-0.50	45	498,304
PLR SL Equity	PRIME LANDS RESIDENCIES LTD	8.90	7.90	8.20	-0.50	312	832,600
CTLD SL Equity	C T LAND DEVELOPMENT PLC	26.40	24.00	24.00	-1.00	7	2,439
CABO SL Equity	CARGO BOAT DEVELOPMENT CO	58.20	58.20	59.40	0.00	1	20
CLND SL Equity	COLOMBO LAND & DVLP CO PLC	24.90	24.90	24.90	0.90	1	100
PHAR SL Equity	COLOMBO PHARMACY CO PLC	840.00	836.25	970.00	0.00	2	7
EAST SL Equity	EAST WEST PROPERTIES PLC	8.40	7.60	7.70	-0.40	21	55,177
ETWO SL Equity	EQUITY TWO PLC	40.00	38.00	38.10	-0.20	5	156
ASCO SL Equity	LANKA REALTY INVST PLC	17.00	15.40	16.00	-1.10	130	591,689
ONAL SL Equity	ON'ALLY HOLDINGS PLC	Not Traded	Not Traded	31.90	0.00	4	Not Traded
PDL SL Equity	PROPERTY DEVELOPMENT PLC	Not Traded	Not Traded	Not Traded	Not Traded	0	Not Traded
SLND SL Equity	SERENDIB LAND PLC	1215.00	1215.00	1215.00	-35.00	1	100
CSD SL Equity	SEYLAN DEVELOPMENTS PLC	18.00	17.10	17.30	-0.20	36	23,690
YORK SL Equity	YORK ARCADE HOLDINGS PLC	153.50	153.50	188.50	0.00	1	1
MYLAND SL Equity	MYLAND DEVELOPMENT	15.30	11.50	11.70	-1.50	24	52,726
Retailing							
AUTO SL Equity	AUTODROME PLC	Not Traded	Not Traded	151.00	0.00	0	Not Traded
CTBL SL Equity	CEYLON TEA BROKERS PLC	3.60	3.30	3.30	-0.20	27	29,680
CWM SL Equity	CW MACKIE PLC	62.40	60.00	62.00	-0.70	39	4,526
EMER SL Equity	EASTERN MERCHANTS PLC	7.00	7.00	6.90	0.00	1	1
HUNT SL Equity	HUNTER & CO PLC	544.00	544.00	586.50	0.00	1	4
JKL SL Equity	JOHN KEELLS PLC	71.90	68.50	68.50	1.50	7	157
RIL SL Equity	RIL PROPERTY LTD	8.10	7.30	7.50	-0.50	182	3,196,750
SINS SL Equity	SINGER SRI LANKA PLC	15.80	14.00	14.40	-1.40	63	105,269
ODEL SL Equity	ODEL PLC	21.70	20.00	20.50	-0.80	17	7,338
COLO SL Equity	C M HOLDINGS PLC	84.90	82.00	82.90	0.00	6	43
DIMO SL Equity	DIESEL & MOTOR ENGINEERING	644.75	500.00	542.75	-68.50	50	3,753
SMOT SL Equity	SATHOSA MOTORS PLC	Not Traded	Not Traded	227.00	0.00	0	Not Traded
UML SL Equity	UNITED MOTORS LANKA PLC	69.00	66.00	66.90	-1.70	12	7,591
KPHL SL Equity	KAPRUKA HOLDINGS	9.30	8.40	9.10	0.10	40	33,482
Telecommunication Services							
SLTL SL Equity	SRI LANKA TELECOM PLC	39.90	37.10	38.10	-1.80	72	29,156

29-Mar-2022

Tuesday

Daily Market Update



TICKER	NAME	HIGH	LOW	CLOSE	CHANGE	#TRADES	VOLUME
DIAL SL Equity	DIALOG AXIATA PLC	11.00	10.70	10.80	-0.10	213	502,936
Transportation							
CWL SL Equity	CHRISWORLD LTD	14.90	12.80	14.90	0.00	11	11,753
EXPO SL Equity	EXPOLANKA HOLDINGS PLC	267.00	242.00	245.25	-12.00	2166	2,148,823
MSL SL Equity							
Utilities							
WINDFORC SL Equity	WINDFORCE LTD	17.00	16.40	16.50	-0.50	169	611,867
LPL SL Equity	LAUGFS POWER LTD - VOTING	10.50	9.60	9.60	-0.10	8	32,151
HPFL SL Equity	LOTUS HYDRO POWER PLC	9.70	8.90	9.70	0.30	20	8,898
LVEF SL Equity	LVL ENERGY FUND LTD	9.50	8.90	9.00	-0.60	14	116,015
PAP SL Equity	PANASIAN POWER PLC	4.40	3.90	4.10	-0.10	77	215,585
HPWR SL Equity	RESUS ENERGY PLC	22.90	19.00	20.00	-2.90	96	138,895
VPEL SL Equity	VALLIBEL POWER ERATHNA PLC	7.80	7.50	7.70	0.00	93	173,273
VLL SL Equity	VIDULLANKA PLC	7.40	7.20	7.40	0.00	52	325,805
Application Software							
HBSN SL Equity	Hsenid BUSINESS SOLUTIONS	19.90	19.10	19.20	-0.50	127	192,656

Softlogic Stockbrokers (Pvt) Ltd

Level #16, One Galle Face Tower, Colombo 02

Sri Lanka

Telephone +94 117 277 000 | Fax +94 117 277 099

E-mail research@softlogicstockbrokers.lk



Equity Sales

Dihan Dedigama	dihan@softlogic.lk	+94 11 7277010 / +94 117277955, +94 777689933
Hussain Gani	gani@softlogic.lk	+94 11 7277020 / +94 777992086
Prasanna Chandrasekera	prasanna.chandrasekera@equity.softlogic.lk	+94 11 7277056
Eardley Kern	e.kern@softlogic.lk	+94 11 7277053, +94 777348018
Andre Lowe	andre.lowe@equity.softlogic.lk	+94 11 7277052, +94 777230040
Dilip Fernando	dilip.fernando@equity.softlogic.lk	+94 11 7277000, +94 77 3379730
Dinesh Rupasinghe	dinesh.rupasinghe@equity.softlogic.lk	+94 11 7277059, +94 77 2072397
Tharindu Senadheera	tharindu.senadheera@equity.Softlogic.lk	+94 11 7277000, +0773505094
Madushanka Rathnayaka	madushanka.rathnayaka@equity.softlogic.lk	+94 34 7451000, +94 773566465
Achindi De Silva	achindi@equity.softlogic.lk	+94 11 7277054, +94 773825087
Gratian Nirmal	gratrain.nirmal@equity.softlogic.lk	+94 774510000/+94 21 7451 000
Krishan Williams	krishan.williams@equity.softlogic.lk	+94 31 7451000, +94 773569827
Lakshan Rathnapala	lakshan.rathnapala@softlogic.lk	+94 11 7277000, 077 8329698
Asitha Bandara	asitha.bandara@softlogic.lk	+ 0718740019
Isuru Adamsz	isuru.adamsz@softlogic.lk	+ 074 1502884
Asendra Wijesiri	asendra.wijesiri@softlogic.lk	+ 077 6470632, 077 3669108

Equity Research

Mahesh Udugampala
mahesh.udugampala@softlogic.lk
+94 11 7277030, +94 769 637 638

Shadini Silva
shadini.silva@softlogic.lk
+94 11 7277032, +94 773 627 792

Thuvarakan Senthilmani
thuvarakan.senthilmani@softlogic.lk
+94 11 7277031, +94 77 5015637

Raynal Wickremeratne
raynal.wickremeratne@softlogicstockbrokers.lk
+94 11 7277034, +94 77 5268282

Nishanthi Hettiarachchi
nisha.hettiarachchi@softlogicstockbrokers.lk
+94 11 7277033, +94 77 1078499

Technical Analyst - Saditha Kaluarachchi
saditha.kaluarachchi@softlogic.lk
+94 11 7277033, +94 77 4244526

Disclaimer

Local & Non-USA based clients

The information contained in this report is for general information purposes only. This report and its content is copyright of Softlogic Stockbrokers and all rights reserved. This report- in whole or in part- may not, except with the express written permission of Softlogic Stockbrokers be reproduced or distributed or commercially exploited in any material form by any means whether graphic, electronic, mechanical or any means. Nor may you transmit it or store it in any other website or other form of electronic retrieval system. Any unauthorised use of this report will result in immediate proceedings.

The report has been prepared by Softlogic Stockbrokers, Sri Lanka. The information and opinions contained herein has been compiled or arrived at based upon information obtained from sources believed to be reliable and in good faith. Such information has not been independently verified and no guaranty, representation or warranty, express or implied is made as to its accuracy, completeness or correctness, reliability or suitability. All such information and opinions are subject to change without notice. This document is for information purposes only, descriptions of any company or companies or their securities mentioned herein are not intended to be complete and this document is not, and should not be construed as, an offer, or solicitation of an offer, to buy or sell any securities or other financial instruments. In no event will Softlogic Stockbrokers be liable for any loss or damage including without limitation, indirect or consequential loss or damage, or any loss or damage whatsoever arising out of, or in connection with the use of this report and any reliance you place on such information is therefore strictly at your own risk.

Softlogic Stockbrokers may, to the extent permissible by applicable law or regulation, use the above material, conclusions, research or analysis in which they are based before the material is disseminated to their customers. Not all customers will receive the material at the same time. Softlogic Stockbrokers, their respective directors, officers, representatives, employees, related persons and/or Softlogic Stockbrokers may have a long or short position in any of the securities or other financial instruments mentioned or issuers described herein at any time and may make a purchase and/or sale, or offer to make a purchase and/or sale of any such securities or other financial instruments from time to time in the open market or otherwise, in each case either as principal or agent. Softlogic Stockbrokers may make markets in securities or other financial instruments described in this publication, in securities of issuers described herein or in securities underlying or related to such securities. Softlogic Stockbrokers may have entirely underwritten the securities of an issuer mentioned herein.